

FORUM FOR ADVANCED CONTINUING EDUCATION (FACE)

EMEA COURSE CALENDAR 2024

More than education

BRANDS

straumanngroup

ClearCorrect



Straumann Courses 2024

STRAUMANN

EMEA COURSE CALENDAR 2024 (1/2)

	VENICE, ITALY
	BASEL, SWITZERLAND
	BASEL, SWITZERLAND
	BELGRADE, SERBIA
	SINGAPORE
	BOLOGNA, ITALY
	MALAGA, SPAIN
	AMSTERDAM, NETHERLANDS
	ROTTERDAM, NETHERLANDS
	ROTTERDAM, NETHERLANDS
	BERN, SWITZERLAND
	MENDRSIO, SWITZERLAND
	BASEL, SWITZERLAND
	BERN, SWITZERLAND
	MYKONOS, GREECE

STRAUMANN

EMEA COURSE CALENDAR 2024 (2/2)

	BERN, SWITZERLAND
	SOUTH AFRICA
	HANNOVER, GERMANY
	MILAN, ITALY
	VILNIUS, LITHUANIA
	VILNIUS, LITHUANIA
	ISTANBUL, TURKEY
	GRENOBLE, FRANCE
	LISBON, PORTUGAL
	SAINT-DIÉ-DES-VOSGES, FRANCE
	CREMONA, ITALY



STRAUMANN WORLD CLASS SERIES – ON TOUR IN VENICE

NEW

COURSE OVERVIEW

Straumann World Class Series has been all about World Class Experience. To give the Straumann World Class Series a spin, an new venue has been added: Venice, the city of World Class Glass Making.

3 World Class Speakers will provide quality lectures about Immediacy, Treatment of Edentulous patients and Regenerative topics, with the Touch of Digital Treatment. Each day will have case discussions and lively Q&A sessions in order to make this course an unforgettable intellectual exchange.

COURSE TOPICS INCLUDE

- Digital workflow in immediacy protocols
 - Lectures and Discussions led by Dr. Paolo Casentini
- Digital workflow with fully edentulous patients
 - Lectures and Discussions led by Dr. Sergio Piano
- Digital applications in bone reconstructive surgery
 - Lectures and Discussions led by Dr. Prof. Matteo Chiapasco

COURSE OBJECTIVES

- Utilize the benefits of Digital Treatments in Immediacy, Edentulous and Regenerative Treatment
- Clinical sharing and discussions, that will elevate Clinical expertise in currently the most trendy treatment concepts

DAILY SOCIALIZING EVENTS IN THE HEART OF VENICE INCLUDED!

• • • level

EN

VENICE, ITALY

26–27 March

FEE

CHF 3000

TARGET GROUP

Advanced Clinicians

MAX. PARTICIPANTS

25

SPEAKERS



Dr. Paolo
Casentini



Dr. Sergio
Piano



Dr. Prof. M.
Chiapasco

REGISTRATION
AND INFORMATION

education_emea@straumann.com



LECTURE



HANDS-ON
DISCUSSION



STRAUMANN WORLD CLASS SERIES – THE EFFECTIVE PERIIMPLANTITIS SOLUTION

includes a visit to Straumann production Facility Villeret

COURSE OVERVIEW

There has been a boom in Implant Treatments since early 2010. However, it increased the number of implants that were not placed in a scientific proven way or implant surgeries were performed with insufficient clinical expertise. We now see the impact in the form of increasing number of periimplantitis cases.

Periimplantitis is one of the top 2 nightmares of a dentist along with Implant fractures. However, Straumann has scientific proven ways to lower the possibility of Periimplantitis and also ways to treat Periimplantitis. This course will help clinicians to prevent and treat Periimplantitis in an efficient and scientifically proven way.

COURSE TOPICS INCLUDE

- Preventing Periimplantitis with proper Surgery planning
- Treating Periimplantitis with newest innovation, that effectively cleans the implants

COURSE OBJECTIVES

- Utilize the right Treatment methods, the right products and right Innovation to prevent and treat Periimplantitis

PRODUCTION FACILITY TOUR VILLERET

Transfers included!

• • • level

EN

BASEL, SWITZERLAND

20–21 June

FEE

CHF 3000

TARGET GROUP

Advanced Clinicians

MAX. PARTICIPANTS

40

SPEAKERS



Prof. Dr. Shakeel
Shahdad



Prof. Dr.
Giovanni Salvi

REGISTRATION
AND INFORMATION

education_emea@straumann.com



LECTURE



HANDS-ON
DISCUSSION



STRAUMANN WORLD CLASS SERIES – iEXCEL WITH STRAUMANN INNOVATION

includes a visit to Straumann production Facility Villeret

COURSE OVERVIEW

Straumann has been relentless with innovation. However, other companies followed, and now there is a big ocean full of different solutions in the market. With this Straumann World Class Series, Straumann will provide a Christmas Present that solves the paradox between clinical diverse freedom and stressless simplicity. Daniel Buser and a Guest speaker will share their expertise in using the newest accumulation of Straumann's innovation history.

#TIMETOBEWORLDCCLASS

COURSE TOPICS INCLUDE

- Understanding the diverse clinical solution that latest innovation is providing
- Learn to improve efficiency and provide simplicity to all stakeholders in the clinic
- Learn how to tackle a huge variety of cases with one simple solution

COURSE OBJECTIVES

- Learn how Straumann is providing a stress-free solution that meets nearly all needs of the clinicians.
- Understand that a simple powerful solution can tackle a variety of treatment cases

PRODUCTION FACILITY TOUR VILLERET

Transfers included!

• • • level

EN

BASEL, SWITZERLAND

4–6 December

FEE

EUR 3000

TARGET GROUP

Advanced Clinicians

MAX. PARTICIPANTS

40

SPEAKERS



Dr. Oscar
Gonzalez-Martini



Prof. Dr. Daniel
Buser

REGISTRATION
AND INFORMATION

education_emea@straumann.com



LECTURE



HANDS-ON



LIVE PATIENT TREATMENT

PRO ARCH COURSE IN THE UNIVERSITY OF BELGRADE

COURSE OVERVIEW

Straumann® Pro Arch full arch rehabilitations were designed to enable personalized treatment of edentulous patients, Individuals' expectations, clinical & financial situation. This course is to utilize the Pro Arch concept with Digital Planning, and practice on live patients.

COURSE TOPICS INCLUDE

Pro Arch Treatment Concept focusing on surgical planning, and Prosthetic concepts also allowing for the incorporation of the hands-on module on plastic models and live patients.

COURSE OBJECTIVES

The learning objective of the course is to provide theoretical training and practical experience to successfully manage immediate loading treatment according to the Straumann® Pro Arch surgical and restorative protocol. By the end of the course, you will have completed a Pro Arch treatment on a patient.

● ● ● level

EN

BELGRADE, SERBIA

25–28 September

LOCATION

University Belgrade Serbia

FEE

EUR 3500

TARGET GROUP

Advanced Clinicians

MAX. PARTICIPANTS

15

SPEAKERS



Prof. Aleksa
Markovic

Prof. Miodrag Scepanovic

Prof. Bojan Janjic

Associate Prof. Branka Trifkovic

REGISTRATION

AND INFORMATION

education_emea@straumann.com



LECTURE



HANDS-ON
PATIENTS

ITI
World
Symposium
Singapore
May 9 – 11

20
24

ITI WORLD SYMPOSIUM SINGAPORE

COURSE OVERVIEW

This is the World Class Event: More than 50 of implant dentistry's brightest minds and opinion leaders report on the latest evidence and treatment options. A program is built around 9 real patients and exclusive clinical videos are narrated live by the treating top clinicians. Furthermore, there are 5 main sessions focused on some of implant dentistry's most debated and referenced topics: soft tissue management, GBR/regeneration, immediacy, complications and the digital workflow. Join and meet more than 4,000 implant dentistry professionals from around the world, meet new and old friends and exchange experiences in the famously family-like atmosphere of the ITI.

COURSE TOPICS INCLUDE

DAY 1

Soft Tissue Management

DAY 2

GBR/Bone Augmentation + Immediate Implants

DAY 3

Periimplantitis + Digital Workflows

See [Start - World Symposium - ITI](#) for details on the program

● ● ● level

EN

SINGAPORE

9–11 May

FEE

ITI Fellow/ITI Member: USD 799
Standard: USD 1199

TARGET GROUP

Advanced Clinicians

SPEAKERS

More than 50 Experts

REGISTRATION AND INFORMATION

education_emea@straumann.com



LECTURE



CASE
DISCUSSIONS



3-DAY INTERNATIONAL COURSE – RECONSTRUCTIVE PERIODONTAL AND PLASTIC SURGERY IN THE ESTHETIC ZONE

COURSE TOPICS INCLUDE

DAY 1

Esthetic mucogingival surgery

DAY 2

Soft tissue plastic surgery around implants

DAY 3

Hands on and live surgeries

COURSE OBJECTIVES

- Diagnosis and prognosis of root coverage
- Combined restorative-periodontal treatment for the aesthetic goal
- Treatment of cervical abrasion defects associated with gingival recession: selection of the most appropriate treatment approach
- Surgical treatment of single type recession defect
- Coronally advanced flap
- The use of Emdogain® in mucogingival surgery
- The use of collagen matrix in mucogingival surgery
- Connective tissue graft harvesting techniques
- Bilaminar techniques
- Surgical treatment of multiple recession defect in the upper jaw
- Coronally advanced flap with no vertical releasing incisions
- Site-specific connective tissue graft/collagen matrix application
- Surgical treatment of multiple recession defect in the lower jaw lower incisors the area of mental nerve emergency
- Biology of Bone: alveolar vs bundle
- Keratinized tissue height and soft tissue thickness in the prevention of gingival recession around implants
- Increase of keratinized tissue height before and after implant installation
- The "sugmarginal connective tissue graft technique"
- Treatment of gingival recessions around implants
- Coverage of soft tissue dehiscence/dis-alignment around implants
- Increase in soft tissue thickness during delayed implant installation with immediate loading
- Increase in soft tissue thickness during immediate post-extraction implant with immediate loading
- Soft tissue augmentation procedure before implant installation: the "connective tissue platform technique"
- A soft tissue approach for implant placement in area of tooth extraction for severe periodontal disease
- Hands on pig jaw
- Live surgery

• • • level

EN

BOLOGNA, ITALY

28 February

3 July

25 September

6 November

LOCATION

Zucchelli Institute
Via sebastiano serlio, 26

FEE

CHF 3000

MAX. PARTICIPANTS

35

SPEAKERS



Prof. Giovanni
Zucchelli

REGISTRATION AND INFORMATION

education_emea@straumann.com



LECTURE



HANDS-ON



LIVE



GIDE MASTER CLINICIAN PROGRAM – SESSION II

COURSE OVERVIEW

During Session II all aspects of soft tissue management and grafting before, during and after implant placement will be discussed as well as the complications seen with these procedures. The hands-on workshop in fresh pig jaw models will highlight these procedures using microsurgical instruments and sutures. Advanced implant prosthodontics will be covered with lectures on full-mouth implant restorations, and mixed teeth/implant cases.

COURSE TOPICS & OBJECTIVES

- Biology and science of periodontal plastic surgery around teeth and implants
- Clinical protocols to regain and thicken soft tissues around teeth and implants
- Proven protocols for root coverage procedures
- Mucogingival procedures before, during and after implant placement to increase keratinized, attached gingiva and gingival thickness
- Strip surface palatal grafts, subepithelial palatal grafts, collagen soft tissue substitutes and allograft skin grafts. Indications and results

HANDS-ON WORKSHOP

- Split-thickness flaps, connective tissue harvests and strip grafts
- Case presentations of advanced perio-implant prosthodontic treatments
- Treatment of soft tissue complications of previous procedures
- Soft tissue complications seen after procedures
- Limitations of soft tissue procedures around teeth and implants

AFTERNOON - HANDS-ON WORKSHOP

(INSTRUMENTS AND MODEL PROVIDED; PLEASE BRING LOOPS)

- Soft tissue management and grafting around teeth and implants
- Harvesting techniques for palatal soft tissue grafts
- Mucogingival procedures around teeth and implants
- Palatal CT graft harvest and suture techniques

● ● ● level

EN

MALAGA, SPAIN

6–9 March

FEE

Installment plan: EUR 18400
GIDE membership Discount:
EUR 17100

TARGET GROUP

Dentists in implant & esthetic dentistry

SPEAKERS



Dr. Sascha
Jovanovic



Dr. Egon
Euwe

REGISTRATION AND INFORMATION

education_emea@straumann.com



LECTURE



HANDS-ON



GiDE MASTER CLINICIAN PROGRAM – SESSION III

COURSE OVERVIEW

LECTURES

The surgical aspect will focus on advanced implant procedures, ridge grafting, sinus augmentation, periimplantitis and complications in implant dentistry. The choice of implant design and its benefits in deficient and poor-quality bone will be presented. The restorative aspect will focus on full-arch solutions using the analog and full digital workflow, the optimal implant position, abutment choice and the evidence and experience to deliver long-term results.

LIVE SURGERY

The patient treatment by faculty will focus on the surgical implant treatment of patients with advanced jaw resorption.

WORKSHOPS

The class students will practice procedures using 1) Straumann engaging BLX implants in special plastic models, 2) GBR horizontal and vertical bone augmentation with Resorbable collagen and non-Resorbable PTFE membranes, bone grafts and Growth Factors in fresh pig jaw models, 3) Full-arch implant placement and restoration in special plastic models.

COURSE TOPICS

- Advanced Ridge and sinus augmentation using horizontal and vertical GBR protocols
- New bone grafting techniques using wound healing accelerators
- Edentulous maxilla solutions, options and results
- Combined Vertical Ridge and Sinus augmentation procedures
- Complications encountered in advanced grafting sites from pain / swelling to infections
- Sinus bone grafting: lateral window, osteotome results and complications
- Live Surgery of Advanced ridge and sinus augmentation
- Presentation of equipment and biomaterials used for challenging implant cases
- Advanced prosthodontic procedures in the Esthetic Zone

● ● ● level

EN

AMSTERDAM, NETHERLANDS

29 March – 1 June

FEE

Installment plan: EUR 18400
GiDE membership Discount:
EUR 17100

TARGET GROUP

Dentists in implant & esthetic dentistry

SPEAKERS



Dr. Sascha
Jovanovic

Dr Erik Blom, Dr. Giacomo Fabbri

REGISTRATION AND INFORMATION

education_emea@straumann.com



LECTURE



HANDS-ON



LIVE



ITI HUMAN SPECIMEN COURSE

COURSE OVERVIEW

Would you like to increase your knowledge in the field of pre-implant surgery?
Would you like to be able to practice in an environment close to everyday practice?

COURSE TOPICS INCLUDE

ITI, in cooperation with Straumann, offers you a unique opportunity to deepen your knowledge of procedures focused on pre-implant surgery such as:

- Reconstructions of bone defects in the maxilla and mandible
- Guided Bone Regeneration (GBR)
- Sinus floor elevations and reconstructions with autologous bone

This course day is intended for implantologists, dental implantologists, oral surgeons (in training) and other dental professionals with extensive experience in implant placement.

COURSE OBJECTIVES

Upon completion of this course day:

- Are you familiar with advantages and disadvantages of the various options of bone harvesting
- Have you practiced bone augmentation
- Have been introduced to the technique and execution of the sinus lift procedure
- Have learned about the risks of pre-implant surgery and how to reduce them

• • • level

EN

ROTTERDAM, NETHERLANDS

21 March

LOCATION

Erasmus Medisch Centrum,
SkillsLab

FEE

EUR 1750 excluding VAT. Includes all practical course materials and catering during the day. ITI members receive a 25% discount. The evening before the course there is the possibility to participate in a joint dinner. Cost is EUR 67.50. Participants from abroad get 1 night hotel support.

TARGET GROUP

Advanced Clinicians

MAX. PARTICIPANTS

18

SPEAKERS



Dr. Ali
Tahmaseb



Dr. J. Pijpe

REGISTRATION AND INFORMATION

education_emea@straumann.com



LECTURE



HANDS-ON



HUMAN SPECIMEN COURSE – CALVARIAL BONE HARVESTING

COURSE OVERVIEW

Human specimen course for oral and maxillofacial surgeons and residents in OMFS: Augmentation of the atrophic maxilla with calvarial bone.

COURSE TOPICS INCLUDE

Are you an oral and maxillofacial surgeon or resident and do you want to learn more about harvesting and augmenting calvarial bone?

ITI, in cooperation with Straumann, offers you a unique hands-on course to deepen your knowledge and skills in the area of:

- Review of extra-oral donor sites used for preprothetic surgery
- Embryologic and cellular difference between different donor sites
- Surgical anatomy of the calvarium- Pre-operative work-up
- Surgical technique of harvesting calvarial bone- Morbidity of calvarial bone grafting

COURSE OBJECTIVES

Upon completion of this course day:

- Are you familiar with advantages and disadvantages of calvarial bone grafting
- Have you practiced harvesting calvarial bone grafting
- Have you been introduced to the technique and execution of augmentation of the maxilla with calvarial bone and implant placement
- Have you learned about the risks of pre-implant surgery and how to reduce them

● ● ● level

EN

ROTTERDAM, NETHERLANDS

11 April

LOCATION

Erasmus Medisch Centrum,
SkillsLab

FEE

EUR 1750 excluding VAT.
Includes all practical course
materials and catering during
the day. ITI members receive
a 25% discount.

TARGET GROUP

Oral and maxillofacial surgeons
and residents in OMFS

MAX. PARTICIPANTS

18

SPEAKERS



Dr. J. Pijpe

REGISTRATION AND INFORMATION

education_emea@straumann.com



LECTURE



HANDS-ON



GBR MASTER COURSE BY BUSER & FRIENDS

COURSE OVERVIEW

The traditional and internationally well-known GBR Master Course has been offered by my team at the University of Bern since 2001. Due to the pandemic and due to my move to a private clinic, the Master Course has gotten a complete face-lift and is now offered through the Buser & Sculean Academy. The first and most important change is the hybrid set-up allowing besides the traditional on-site participation also an online participation using the latest streaming technology. This allows a world-wide knowledge sharing to colleagues and peers, in particular for the young generation of dentists. The second change is the reputation and quality of the faculty, since I was able to invite 5 international top speakers to enrich the program with online lectures. The faculty is absolutely world-class!

COURSE TOPICS INCLUDE

14 Lectures
4 live surgeries

COURSE OBJECTIVES

- Surgical key-factors influencing the long-term stability of implants
- Tooth extraction and implant therapy: What are the treatment options?
- Bone healing in membrane-protected defects
- Tooth extraction and socket grafting followed by implant placement
- Horizontal and vertical ridge augmentation using the sausage technique
- Digital technology for treatment planning and fabrication of surgical stents
- Immediate implant placement: When and how to do?
- The concept of Bone Conditioned Medium (BCM)
- Biological properties of bone grafts and bone substitutes
- Early implant placement with simultaneous GBR
- Long-term stability of implants placed with GBR: The London experience
- GBR procedures in the mandible: Step-by-step procedure
- GBR procedures in complex situations
- GBR for peri-implantitis defects: How to select, how to treat

● ● ● level

EN

BERN, SWITZERLAND

22–24 May

LOCATION

Felix Frey Auditorium
Freiburgstrasse 3

FEE

Dentists: CHF 1600
Post-doc Resident*: CHF 800
Dentist IC**: CHF 800
Post-doc Resident IC*/**: CHF 400

TARGET GROUPS

Dentists, post-doc residents

SPEAKERS



Prof. Dr. Daniel Buser
course director

Stephen Chen, Ronald Jung,
Frank Schwarz, Shakeel Shahdad,
Istvan Urban, Manrique Fonseca,
Dieter Bosshardt, Ramona Buser,
Marc Frei, Jordi Caballé-Serrano

REGISTRATION AND INFORMATION

education_emea@straumann.com



LECTURE



LIVE



THE SWISS TRADITION MEETS THE LATIN CHARISMA

COURSE OVERVIEW

Immediacy is increasingly on demand, especially in esthetic regions. However, a specific skillset and the right tools are needed to perform the right surgical protocol that meets the requirements of the patients. Furthermore, the patient will be looking at the prosthesis, and not the implant that is inside the alveolar Bone. This course will cover not only the surgical part, but also the prosthetic part, in order to provide the patient with the most esthetic outcome with immediate implants.

COURSE TOPICS INCLUDE

- Live Surgery with immediate Implant insertion and immediate loading
- Clinical Case presentation with 5 years follow up of BLX, and 2 years follow up with TLX
- Showcase the versatility of the new implant system iEXCEL
- Live surgery with the delivery of immediate loading prosthesis
- Surgical and prosthetic Hands-on sessions

COURSE OBJECTIVES

This course is designed to provide the participant with the confidence to perform immediacy protocols in esthetic areas. Clinical cases will provide the credibility of the protocol, and Hands-on will provide the training to perform immediacy in esthetic areas.

● ● ● level

EN

MENDRISIO, SWITZERLAND

14–15 June

FEE
TBD

TARGET GROUP
Advanced Clinicians

MAX. PARTICIPANTS
25

SPEAKERS



Dr. Alessandro
Perucchi



Dr. Cristian
Scognamiglio

REGISTRATION
AND INFORMATION
education_emea@straumann.com



LECTURE



HANDS-ON



LIVE



COURS FRANCOPHONE

COURSE OVERVIEW

The aim of this course is to provide participants with basic theoretical and practical knowledge and skills when entering the world of dental Implantology.

COURSE TOPICS INCLUDE

Prepare dental professionals to perform diagnosis and classify their patients according to SAC levels. The participants will gain in-depth knowledge of Straumann implants and perform implant surgeries. The participants will also learn about the prosthetic components and the know-how for delayed and immediate loading.

COURSE OBJECTIVES

- Basics of modern implantology
- Surgical procedures for single and multiple implant cases
- Implant placement in the posterior and aesthetic region
- Delayed and immediate loading of implants

PRODUCTION FACILITY TOUR VILLERET

Transfers included!

• • • level

EN

BASEL, SWITZERLAND

1–3 July

FEE

CHF 3000

TARGET GROUP

Clinicians

MAX. PARTICIPANTS

25

SPEAKERS



Dr. Jacques
Schouwer



Prof. Sebastian
Kühl

REGISTRATION
AND INFORMATION

education_emea@straumann.com



LECTURE



HANDS-ON
DISCUSSION



SCULEAN MASTER COURSE IN PERIODONTOLOGY

COURSE OVERVIEW

This course addresses general dentists and specialists who want to learn more about an evidence based concept on the treatment of periodontally compromised patients, regenerative and plastic-esthetic periodontal and peri-implant surgery along with clinical concepts for the prevention and treatment of peri-implant diseases. Starting with an overview on the anatomy, microbiology, etiology and pathogenesis of periodontitis and peri-implant diseases the Bernese concept is based on comprehensive biological research of the last decades. It encompasses the most important aspects related to the diagnosis, treatment planning, nonsurgical and surgical therapy, use of systemic and local antibiotics, laser and photo-dynamic therapy, regenerative and plastic-esthetic periodontal and peri-implant surgery in the overall frame of a comprehensive treatment concept. Based on complex clinical cases, the various phases of periodontal therapy (i.e. systemic, hygienic, corrective and maintenance) including implant therapy in periodontally compromised patients and their long-term maintenance will be demonstrated. Hands-on workshops and high quality live surgeries will help to acquire in-depth knowledge about the use of ultrasonic and air polishing systems, laser and photo-dynamic therapy, resective and regenerative and plastic-esthetic periodontal and peri-implant surgery.

COURSE TOPICS INCLUDE

4 day CE course with live surgeries and hands-on workshops.

● ● ● level

EN

BERN, SWITZERLAND

1–4 July

LOCATION

Felix Frey Auditorium
Freiburgstrasse 3

FEE

Dentists: CHF 1900
Post-doc Resident*: CHF 900
Dentist IC**: CHF 900
Post-doc Resident IC*/**: CHF 450

TARGET GROUPS

Dentists, post-doc residents

SPEAKERS



Anton Sculean
course director

Giovanni E. Salvi, Mariya Asparuhova, Dieter D. Bosshardt, Sigrun Eick, Christoph A Ramseier, Alexandra Stähli, Jean-Claude Imber, Andrea Rocuzzo, Giles de Quincey, Martina Stefanini, Bernita Bush, Christos Katsaros

REGISTRATION AND INFORMATION

education_emea@straumann.com



LECTURE



HANDS-ON



LIVE



FULL-ARCH SUMMIT MYKONOS

COURSE OVERVIEW

Implant-based Oral Rehabilitation has been evolving around the world with a progression to a fully digital and interactive workflow. The question is whether this is enough to keep up with the pace of evolution in our patient's demands and expectations. To answer this question, we bring together some of the sharpest minds from across the world in a unique 3-day summit.

This summit will be a platform for sharing the various techniques, exploring the digital space, and networking with like-minded individuals.

COURSE OBJECTIVES

- Digital platform supporting collaborations and patient communication for full-arch implant therapy
- Why Zygomatic Treatments Must Be as Precise as Swiss Watches?
- Vanderlim's TransNasal Implant as ancoragem in zona 1 and NASA classification
- Full arch treatment with surgical and digital workflow
- Modern (Surgical & Prosthetic) Reconstruction: The FP1-FP3 Spectrum
- 3,000 Zygoma implants with Immediate Final Teeth™ using a patient-centered surgical approach. A reflection on the journey and destination - PART 1
- The Severely Atrophic Maxilla and Mandible 2024: Full Arch Immediate Implant Reconstruction Strategies
- The Severely Atrophic Maxilla and Mandible 2024: Full Arch Immediate Implant Reconstruction Strategies
- Mastering the Atrophic Maxilla: The PATZI Protocol for Dynamic Treatment Success
- 3,000 Zygoma implants with Immediate Final Teeth™ using a patient-centered surgical approach. A reflection on the journey and destination - PART 2
- Dynamic Guided Surgery: Current Status and Future Prospects in Implant Dentistry

● ● ● level

EN

MYKONOS, GREECE

14–16 July

LOCATION

St John Hotel Vilas & Spa

FEE

Conference attendee: EUR 2000

Early-bird fee: EUR 1700

SPEAKERS



Alex
Fibishenko

REGISTRATION AND INFORMATION

education_emea@straumann.com



LECTURE



HANDS-ON



ITI EDUCATION WEEK BERN: SYNERGY IN IMPLANT DENTISTRY – THE BERNESE INTERDISCIPLINARY APPROACH

COURSE OVERVIEW

This 4-day evidence-based foundation course is designed for clinicians with an interest in the field of implant dentistry. This course presents evidence-based treatment concepts for the rehabilitation of fully and partially edentulous patients. Besides lectures, the participants will see several live surgeries observing how dental implants are placed, bone augmentation performed and biologic complications or soft tissue defects are treated. In addition, the course offers the opportunity of workshops in treatment planning, digital workflows, surgical periodontal and prosthetic treatment concepts. In addition, small-group training in treatment planning, digital workflows, surgical, periodontal and prosthetic is provided in hands-on workshops.

COURSE TOPICS INCLUDE

Go to [ITI Education Week Bern - Home - ITI](#) for topic details.

COURSE OBJECTIVES

- Comprehensive treatment planning in implant dentistry
- Advantages and challenges of digital workflows in implant dentistry planning
- Prosthetically driven implant placement
- Alveolar ridge preservation
- Biology of peri-implant wound healing and regeneration
- Implants in periodontally compromised patients
- Risk assessment and maintenance care

● ● ● level

EN

BERN, SWITZERLAND

19–22 August

LOCATION

School of Dental Medicine,
University of Bern, Switzerland

FREE

ITI Fellow/ITI Member: CHF 3500
Non-ITI Member: CHF 4200

TARGET GROUP

Beginner to Advanced Clinicians

MAX. PARTICIPANTS

60

SPEAKERS



Prof. Anton
Sculean



Prof. Vivianne
Chappuis



Prof. Martin
Schimmel

+ 14 Guest
Speakers

REGISTRATION AND INFORMATION

education_emea@straumann.com



LECTURE



HANDS-ON



LIVE



ITI SAFARI

COURSE OVERVIEW

Do you treat complex cases on a regular basis? Are challenging procedures part of your daily practice? Are you interested in case-based learning and in-depth, peer-to-peer discussions? Would you like to share and discuss your own challenging complex cases? If your answer to all of the above is yes, then this program is the perfect fit for you. The small group size of a maximum of 20 participants and the program design provide numerous opportunities for peer-to-peer conversations with the speakers – at the pool, in the restaurant, and on game drives. Phinda private game reserve features 7 distinct habitats. It is home to a magnificent variety of wildlife, including the Big Five, and is best known for its large population of cheetah and black rhino. Take advantage of daily safari activities with experienced rangers and trackers.

COURSE TOPICS INCLUDE

See [ITI Safari The Art and Management of Complex Cases - ITI Campaigns](#) for details on the program.

COURSE OBJECTIVES

You will experience a high-level exchange in a small group led and guided by expert clinicians Stephen Chen and Matteo Chiapasco. This five-day course is based around a series of clinical presentations on complex cases and discussion on how to handle their potential complications. You are also invited to bring and share your own cases for discussion with speakers and peers.

● ● ● level

EN



SOUTH AFRICA

24–29 August

LOCATION

&BEYOND Phinda
Private Game Reserve,
KwaZulu-Natal province,
South Africa

FEE

ITI Fellow/ITI Member:
USD 10865 – 13615 (depending
on choice of accommodation)

TARGET GROUP

Advanced Clinicians

MAX. PARTICIPANTS

20

SPEAKERS



Prof. Stephen
T. Chen



Prof. Matteo
Chiapasco

REGISTRATION AND INFORMATION

education_emea@straumann.com



ADVANCED COURSE ON IMPLANT DENTISTRY AT HANNOVER UNIVERSITY

COURSE OVERVIEW

Implant dentistry is one of the most convincing achievements in modern dentistry to provide dental rehabilitation to our patients. Latest inputs to even develop this medical field further resulted from 3D imaging analysis, robust DICOM-platforms and biomedical technology and biomaterials innovations. This course shall introduce the participants to these improvements and enable them to use these methods in their individual setting. Apart from lectures, an interactive DICOM-platform presentation, live surgeries and video demonstrations including hands-on-exercises will contribute to this educational event.

COURSE TOPICS INCLUDE

- Reliable way for a prosthodontic driven backwards-planning with CoDiagnostiX
- Impact of 3D-planning on treatment choice in modern implant dentistry
- Donor site improvements based on 3D-imaging analysis and a biological adequate treatment protocol
- Different ways to provide a sinus lift and different augmentation techniques in the posterior mandible

COURSE OBJECTIVES

The course focuses on participants already having good knowledge and experience in implant dentistry. The participants will learn techniques and tips&tricks that will enhance clinical skills in advanced cases.

● ● ● level

EN

HANNOVER, GERMANY

29–30 August

LOCATION

Hannover University

FEE

TBD

TARGET GROUP

Advanced Clinicians

MAX. PARTICIPANTS

25

SPEAKERS



Prof. Dr.
Nils-Claudius
Gellrich



Prof. Dr.
Kai-Hendrik
Bormann

REGISTRATION
AND INFORMATION

education_emea@straumann.com



LECTURE



HANDS-ON



ITI EDUCATION WEEK MILAN: PATIENT-CENTERED ORAL IMPLANTOLOGY

COURSE OVERVIEW

The ITI Education Week Milan was designed for participants to take a deep dive into modern implantology by combining theory and case discussion with hands-on sessions in the cadaver lab. The program starts with three days of lectures in Milan that are driven by digital workflows and a focus on the long-term stability and success of the treatment, given by international speakers known for their passion for esthetics. This is followed by two days in the amazing setting of a 15th century building in Cremona that houses a cadaver lab in its basement. A unique learning experience, a networking opportunity, an Italian journey through evidence-based dentistry.

COURSE TOPICS INCLUDE

The Education week kicks off in Milan with the patient-centered implant and prosthetic workflow. It starts with a detailed assessment of patient's oral and systemic conditions, the implant treatment plan will then be developed from the integration of the various available data into the digital workflow. Participants will acquire knowledge on the use of tilted and short implants to achieve reliable restorations in atrophic jaws and will learn how to classify and use immediate loading protocols, and place implants in post-extractive sites. Soft-tissue and peri-implant soft-tissue management will be the focus of the last day of lectures before moving to the cadaver lab in the small town of Cremona for two days of hands-on sessions. In the wet lab, participants will acquire techniques for hard- and soft-tissue harvesting and placement and will be confronted with complex surgical cases.

● ● ● level

EN

MILAN, ITALY

2–6 September

LOCATION

University of Milano, Italy

FEE

ITI Fellow/ITI Member: EUR 4800

Non-ITI Member: EUR 6000

TARGET GROUP

Advanced Clinicians

MAX. PARTICIPANTS

24

SPEAKERS



Prof. Eugenio
Romeo

+ 12 Guest
Speakers

REGISTRATION
AND INFORMATION

education_emea@straumann.com



LECTURE



HANDS-ON



LIVE



SOFT TISSUE MANAGEMENT AND AESTHETIC RESULT IN IMPLANT PROSTHODONTICS (2 DAYS WITH HANDS-ON)

COURSE OVERVIEW

Important overview details of implant prosthodontics: from immediate implant temporization to the delivery of the final restoration.

COURSE TOPICS

Prepare dental professionals how to feel confident when dealing with restorative work on implants.

COURSE OBJECTIVES

- Implant position and its influence on the prosthetic result. What implant malposition's could be prosthetically solved and how
- Immediate implant temporization: fixed or removable? What restoration shape is the best? How not to cause any problems with the temporary crown to a healing implant?
- Temporary crown and soft tissue conditioning, where to push and where to preserve soft tissues. What are the signs that result going to be (non) satisfactory?
- Impression taking: how to ensure stability of the impression coping
- Communication with the dental technician. Xray and how to read it, how is it related to the selection of the titanium base?
- New iXCEL concept of Straumann. BLX, BLC, TLX, TLC implant prosthodontics: TorcFit connection, titanium bases and much more. Why is it easier now?
- Material selection: zirconium oxide and lithium disilicate. What material is best for the soft tissues
- Shape of the pontic area to ensure soft tissue stability
- Restoration delivery: screw retained vs cemented

HANDS-ON PART

- Fixing and shaping a temporary crown on implant straight after implant placement (immediate temporisation)
- Reshaping a temporary crown for soft tissue conditioning once the implant could be fully loaded

● ● ● level

EN

VILNIUS, LITHUANIA

3–4 October

FEE
EUR 1400

TARGET GROUP

Prosthodontists, implantologists, general dentists, experienced in implant prosthodontics

MAX. PARTICIPANTS
16

SPEAKERS



Dr. Egle
Vindasiute-Narbutė

**REGISTRATION
AND INFORMATION**
education_emea@straumann.com



LECTURE



HANDS-ON



PROSTHETIC SOLUTIONS IN AESTHETIC DENTISTRY AND FULL MOUTH REHABILITATION (3 DAYS WITH HANDS-ON)

COURSE OVERVIEW

Intense three days about aesthetic dentistry and all related to it.
From patient analysis to final delivery and complications.

COURSE TOPICS

Prepare dental professionals how to deal with restorations on teeth
in aesthetic area and full mouth rehabilitation on teeth.

COURSE OBJECTIVES

- Patient analysis and control of the expectations are one of the most important steps. What information doctor needs to ensure that treatment process is smooth and clear
- Centric relation: when, how and why? Issues with the headline and facebow
- Wax up and mock up. How to make most of it? Communication with a dental technician to get the expected result
- Teeth preparation and bite registration. How to make sure we focus and follow the plan confirmed with the mock up
- Temporary restorations. Is it possible they stay in place for the whole treatment? What are the most esthetical materials for the temporary stage?
- Impressions: methods, techniques and materials
- Materials for veneers and full crowns. Lithium disilicate, zirconia oxide and feldspathic ceramics. Advantages and disadvantages. How to select and choose?
- Cementation vs adhesion, protocols and procedures: step by step

● ● ● level

EN

VILNIUS, LITHUANIA

12-14 December

FEE
EUR 2100

TARGET GROUP
Prosthodontists and general dentists, experienced in prosthodontics

MAX. PARTICIPANTS
30

SPEAKERS



Dr. Egle
Vindasiute-Narbutė

**REGISTRATION
AND INFORMATION**
education_emea@straumann.com



LECTURE



HANDS-ON



COMPLICATION MANAGEMENT COURSE

COURSE OVERVIEW

Due to rising number of implants, and with it the rising number of complications is evident. It is therefore becoming more and more important to understand these complications and treat them. This course will provide the participants the clinical knowledge to understand and deal with biological and technical complications around implants.

COURSE TOPICS INCLUDE

- Biological Complication around Implants
- Prevention and non-surgical management of periimplantitis
- Surgical therapy of peri-implantitis and implant removal
- Introduction and Incidences of technical complications and Prof. U. Bragger failures with implant crowns and small FDPs
- Management and prevention of technical complications and failures
- Incidences of technical complications and failures in the edentulous cases

COURSE OBJECTIVES

To be able to understand complications around implants and also learn clinical treatment methods for treatments. This will allow clinicians tools to preserve implants.

● ● ● level

EN

ISTANBUL, TURKEY


4–5 October


FEE
TBD

TARGET GROUP
Periodontists, Oral surgeons,
Implantologists

MAX. PARTICIPANTS
40

SPEAKERS


Prof. Dr. Urs
Brägger


Prof. Dr.
Giovanni Salvi

**REGISTRATION
AND INFORMATION**
education_emea@straumann.com



LECTURE



HANDS-ON



THE QUOKKA® PROTOCOL – FULL ARCH

COURSE OVERVIEW

DAY 1: THEORY

- Occlusal analysis
- Aesthetic analysis
- Smile Design in the era of digital: Trios®, SmileCloud®, Rayface®

DAY 2: THEORY, LIVE SURGERIES AND HANDS-ON

- Digital workflow in implantology
- The QUOKKA® protocol (theory)
- The QUOKKA® protocol (live surgery): Full arch rehabilitation on 6 implants (All On 6)
- IOS with Trios 5 (Hands On)

DAY 3: HANDS-ON

- Smile design on Trios5 and SmileCloud®
- Implant planning on CoDiagnostiX®
- Guided implant placement on resin model of 6 implants with immediate loading of a full arch bridge already connected to the Tibase (Quokka protocol)

COURSE OBJECTIVES

Via the digital workflow, mastery of the aesthetic rules of facial harmony as well as macro/micro-aesthetics, extraction management, immediate implant placement and instantaneous loading of a full arch connected to the Tibase before the surgery, GBR and soft tissue management during the surgery with the prosthesis in place. Suturing techniques guided by the prosthesis. Management of a full arch rehabilitation in a innovative way (on a full digital way).

● ● ● level

EN

GRENOBLE, FRANCE

23–25 October

FEE

EUR 2800


TARGET GROUP

Implantologists

MAX. PARTICIPANTS

14

SPEAKERS



Dr. Nicolas
Guillon



Dr Hervé
Buatois

REGISTRATION
AND INFORMATION

education_emea@straumann.com



LECTURE



HANDS-ON



LIVE



STRAUMANN PRO ARCH – FROM SIMPLE TO COMPLEX

COURSE OVERVIEW

The program will include discussions about modern technologies, surgical and prosthetic techniques, same day immediate loading and clinical evidence in the field of immediate full arch restorations. The team of experts from the Implantology Institute will lead the conversations and will answer the questions.

COURSE TOPICS INCLUDE

- Comprehensive classification to full arch implant rehabilitation
- Case presentation and treatment planning
- Live surgery of full arch rehabilitation
- Patient management, maintenance protocols and techniques
- Digital Workflow for better results

COURSE OBJECTIVES

The learning objective of the course is to provide theoretical training and practical experience to successfully manage immediate loading treatment according to the Straumann® Pro Arch surgical and restorative protocol.

● ● ● level

EN

LISBON, PORTUGAL

November

FEE
TBD

TARGET GROUP
Advanced Clinicians

MAX. PARTICIPANTS
25

SPEAKERS



Prof. Dr. João
Caramês



Prof. Dr. Helena
Francesco

+ Faculty

REGISTRATION
AND INFORMATION

education_emea@straumann.com



LECTURE



HANDS-ON



LIVE



ZYGOMATIC PROTOCOLS

COURSE OVERVIEW

For surgeons with 5 years' practice in implantology, proficient in immediate loading protocols and full-arch rehabilitation.

COURSE OBJECTIVES

- Understand the fundamental principles
- Know the indications and master the decision tree
- Master surgical protocols and prosthetic rules
- How to avoid complications and know how to manage them
- How to adapt to different clinical and anatomical situations

THE PLUS

- Attend a live surgery: Quad Zygomatic under local anaesthetic with immediate loading
- Practical application
- Limited number of participants for more effective training

AGENDA

Wednesday, October 18, 7:30 p.m.

Welcome cocktail. Hotel Restaurant Le Regal

<https://www.hotel-restaurant-saint-die.com/>

Thursday, October 19, 8:30 a.m. – 6:30 p.m. – Thursday, October 19, 7:30 p.m.

Social dinner. Gastronomic Restaurant Logan Laug

<https://loganlaug.fr/nos-restaurants/le-restaurant-logan-laug/>

Friday, October 20, 08:30 – 13:00

● ● ● level

EN

FRANCE

16–17 November

LOCATION

4 rue Alphonse Matter
88100 Saint-Dié-des-Vosges

FEE

EUR 2500

TARGET GROUP

Surgeons with 5 years
of experience in implantology

MAX. PARTICIPANTS

10

SPEAKERS



Dr. Sepehr
Zarrine

REGISTRATION AND INFORMATION

education_emea@straumann.com



LECTURE



HANDS-ON



CADAVER COURSE – ADVANCED AND COMPLEX IMPLANT PROTOCOLS: FROM THE AESTHETIC AREA TO ZYGOMATIC IMPLANTS

COURSE OVERVIEW

- The digital treatment plan, post-extractive implants
- The modern treatment plan: the protocol of PGR (Prosthetically Guided Regeneration) in the digital era
- Post-extractive socket management in the digital era: computer-guided surgery, augmentation of soft tissue, immediate prosthesis, and use of BLX and TLX implants
- Streamlining the use of biomaterials in reconstructive/regenerative techniques
- Bone regeneration techniques for the treatment of peri-implant dehiscences and fenestrations
- Flap management and periosteum release techniques to achieve a tension-free wound

COURSE TOPICS INCLUDE

- Full arch, zygomatic implants, sinus lift, the complex reconstructive techniques
- The techniques of autologous bone harvesting

COURSE OBJECTIVES

- Practical Activity I Session: the treatment of small defects
- Theoretical Activity II Session: the techniques of autologous bone harvesting
- Theoretical Activity III Session: the complex reconstructive techniques
- Practical Activity III Session: the complex reconstructive techniques
- Practical Activity IV Session: the sinus lift
- Theoretical Activity V Session: the zygomatic implants
- Theoretical Activity VI Session: the techniques of soft tissue harvesting from the palate

• • • level

EN

CREMONA, ITALY

25–27 November

LOCATION

Palazzo Trecchi, Cremona

FEE

EUR 4500

(hotel, dinner, lunch and coffee break included)

TARGET GROUP

Implantologists

MAX. PARTICIPANTS

22

SPEAKERS



Dr. Paolo
Casentini



Prof. Matteo
Chiapasco

+ 2 tutor Dr. Ghedini
and Dr.ssa Tommasato

REGISTRATION AND INFORMATION

education_emea@straumann.com



LECTURE



HANDS-ON

INTERNATIONAL

ESTHETIC DAYS



GET READY TO EXPERIENCE THE ART OF **ESTHETIC DENTISTRY**

19.09. – 21.09.2024
Palma de Mallorca, Spain

We are excited to announce the third edition of the International Esthetic Days.

Guarantee your spot at a **special price** now.

WWW.ETHETHICDAYS.COM





Neodent Courses 2024

NEODENT

EMEA COURSE CALENDAR 2024

	CURITIBA, PARANÁ, BRAZIL
	BRAGA, PORTUGAL
	BRAGA, PORTUGAL
	FIGUEIRA DA FOZ, PORTUGAL
	BELGRADE, SERBIA
	BARCELONA, SPAIN



ILAPEO COURSE

COURSE OVERVIEW

Immediate loading technique with GM implants (single & bridge).

COURSE TOPICS INCLUDE

Prepare dental professionals on how to approach immediate loading in their daily practice.

COURSE OBJECTIVES

Definition and principles of immediate loading, Surgical techniques from single to multiple, advantages and indications, guided surgery where are we now, full arch live surgery, hands-on in patients from planning to delivery of immediate single to multiple and temporary restorations.

● ● ● level

EN

CURITIBA, PARANÁ, BRAZIL

February – December

LOCATION

ILAPEO University
R. Jacarezinho 656 – Mercês

FEE

EUR 2000

TARGET GROUP

Straightforward to all levels
of experience in implantology

MAX. PARTICIPANTS

12

SPEAKERS

Dr. Rubens Moreno
Dr. Andrew Melenikotis

REGISTRATION AND INFORMATION

education_emea@straumann.com



LECTURE



HANDS-ON



INTERNATIONAL NEOARCH HANDS-ON COURSE

by Dr. Pedro Rodrigues

COURSE TOPICS INCLUDE

Hands-on course: With actual patients where participants perform implant surgery with immediate loading. Full arch rehabilitation with only four implants: two axial implants tilted up to 45° in the posterior and a fixed bridge for patients meeting the immediate loading criteria.

COURSE OBJECTIVES

- Biomechanical Basis and Clinical Validations for NeoArch Treatment Concept
- Concepts and indications of Neo Arch: How? When? Why? Benefits of tilted implants
- Treatment protocols for mandible and maxilla
- Advantages of the NeoArch treatment concept for patients and the dental practice
- Evidence based protocols to manage straightforward advanced and complex case types
- Clinical cases of edentulous, atrophic jaws and failing dentition

● ● ● level

EN

BRAGA, PORTUGAL

February – November

LOCATION

Oral Plus by Dr Pedro Rodrigues
R. Padre Vitorino de Sousa Alves
34 4715-213

FEE

EUR 3500

TARGET GROUP

This course is for International dental professionals who already place dental implants but seek to learn, improve, and perform patient surgeries with immediate full arch rehabilitation with the Neodent Implant System

MIN & MAX. PARTICIPANTS

10-12

SPEAKERS



Dr. Pedro
Rodrigues

Dr. Artur
Soares

REGISTRATION AND INFORMATION

education_emea@straumann.com



LECTURE



HANDS-ON



INTERNATIONAL NEOARCH OVER THE SHOULDER COURSE

by Dr Pedro Rodrigues

COURSE TOPICS INCLUDE

Hands-on course: With actual patients where participants perform implant surgery with immediate loading. Full arch rehabilitation with only four implants: two axial implants tilted up to 45° in the posterior and a fixed bridge for patients meeting the immediate loading criteria.

COURSE OBJECTIVES

- Biomechanical Basis and Clinical Validations for NeoArch Treatment Concept
- Concepts and indications of Neo Arch: How? When? Why? Benefits of tilted implants
- Treatment protocols for mandible and maxilla
- Advantages of the NeoArch treatment concept for patients and the dental practice
- Evidence based protocols to manage straightforward advanced and complex case types
- Clinical cases of edentulous, atrophic jaws and failing dentition

● ● ● level

EN

BRAGA, PORTUGAL

February – November

LOCATION

Oral Plus by Dr Pedro Rodrigues
R. Padre Vitorino de Sousa Alves
34 4715-213

FEE

EUR 2500

TARGET GROUP

This course is for International dental professionals who already place dental implants but seek to learn, improve, and perform patient surgeries with immediate full arch rehabilitation with the Neodent Implant System

MIN & MAX. PARTICIPANTS

14-18

SPEAKERS



Dr. Pedro
Rodrigues

Dr. Artur
Soares

REGISTRATION AND INFORMATION

education_emea@straumann.com



LECTURE



HANDS-ON



NEODENT DIGITAL GUIDED – OVER THE SHOULDER-COURSE

COURSE OVERVIEW

Introduction to Neodent NeoArch concept and the Neodent EasyGuide system.

COURSE TOPICS INCLUDE

- Biomechanical and surgical principles
- The importance of reverse planning on fully and partially edentulous arches
- Hands-on Guided surgery on models
- Surgery on patients
- Immediate loading

COURSE OBJECTIVES

- To understand the importance of reverse planning for the aesthetic and functional outcome
- To understand Neodent® NeoArch biomechanical and surgical principles
- To understand and perform the surgical workflow with Neodent® EasyGuide

• • • level

EN

FIGUEIRA DA FOZ, PORTUGAL

February – November

LOCATION

Dentalderme Essential Esthetics

FEE

EUR 1850

TARGET GROUP

Experienced Surgeons, Maxillo Facial Surgeons and GP's wanting to start or step-up their Digital Protocols

MIN & MAX. PARTICIPANTS

10-12

SPEAKERS



Dr. Francisco
Maligno



Dr. Luis
Tovim



Dr. Kevin
Oliveira

REGISTRATION AND INFORMATION

education_emea@straumann.com



LECTURE



HANDS-ON



ZERO TO PERFECTION HANDS-ON PATIENT TREATMENT COURSE UNIVERSITY BELGRADE

COURSE OVERVIEW

Immediate loading technique with GM implants (single & bridge).

The aim of this course is to provide participants with basic theoretical and practical knowledge and skills when entering the world of dental Implantology. Participants will have an opportunity to treat patients under the mentorship of their colleagues.

COURSE TOPICS INCLUDE

Prepare dental professionals on how to approach immediate placement and immediate loading protocols! By the end of the course you will have placed and restored 2x implants on patients.

COURSE OBJECTIVES

- Definition and principles of immediate loading
- Surgical techniques from single to multiple
- Advantages and indications
- Guided surgery: where are we now?
- Full arch live surgery, hands-on in patients: from planning to delivery of immediate single to multiple and temporary restorations.

• • • level

EN

BELGRADE, SERBIA

11–13 April
7–9 November

LOCATION

University Belgrade Serbia

FEE

EUR 2000

TARGET GROUP

Straightforward to all levels
of experience in implantology

MIN & MAX. PARTICIPANTS
12-16

SPEAKERS

Prof. Zoran Aleksic
Dr. Iva Milinkovic
Dr. Ana Todorovic
Dr. Branislav Ilic
Dr. Mirko Glisic

REGISTRATION AND INFORMATION

education_emea@straumann.com



LECTURE



HANDS-ON



NEODENT ZYGOMA COURSE

COURSE OVERVIEW

Introduction to Neodent Zygoma Implant.

COURSE TOPICS INCLUDE

Hands-on Course with Neodent Zygoma Implant to be able to understand and adequately select and treat Edentulous patients for whom conventional solutions are no longer an option!

COURSE OBJECTIVES

- Introduction to zygomatic implants philosophy. Anatomic background
- Neodent zygoma implant system (Implant sizes, abutments, drilling, etc.)
- How we decide for a zygoma implant treatment?
Hybrid zygoma / Quad zygoma?
- Diagnostics, planning and surgery schedule step by step
- Different situations and what to do in each case
- Anchoring, distribution and emergency of the zygoma implants for correct biomechanics
- Pathology associated to maxillary sinus
- Complications and how to avoid / solve them
- Final restorations recommended and follow up
- Tips and hints for these procedures

• • • level

EN

BARCELONA, SPAIN

3-4 October

LOCATION
Manresa

FEE
EUR 1500

MIN & MAX. PARTICIPANTS
10-14

SPEAKERS



Dr. Enric
Pintado

REGISTRATION
AND INFORMATION
education_emea@straumann.com



LECTURE



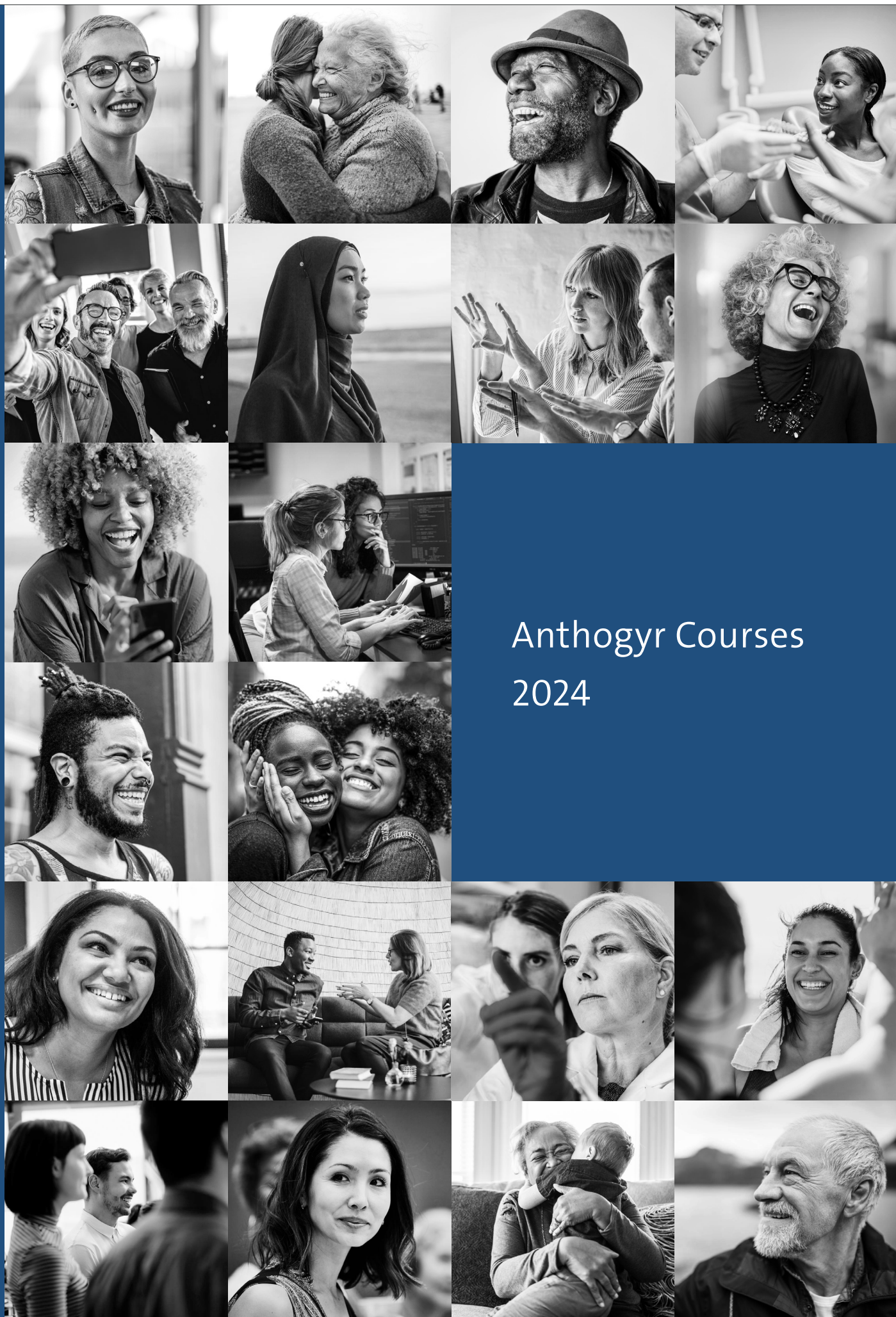
HANDS-ON



NEOEVENT EMEA COPENHAGEN

SAVE THE DATE
SEP 6TH-7TH 2024

 **NEODENT[®]**
A Straumann Group Brand



Anthogyr Courses
2024

ANTHOGYR

EMEA COURSE CALENDAR 2024

	SALLANCHES, FRANCE
	SALLANCHES, FRANCE
	SALLANCHES, FRANCE
	SALLANCHES, FRANCE



IMMERSION 360° FOR EASTERN EUROPE

COURSE OVERVIEW

DAY 1

Introduction to Anthogyr company: our roots, DNA, values, people and behind the scenes our production site. Be surprised by the outstanding benefits of our Axiom® Concept and our Simeda® CAD/CAM innovations.

DAY 2

Attend a clinical day led by a qualified implantologist who shares personal experience and provides you with individual support.

Let's be practical!

Participate in a Campus hands-on session. On top of that, experience and learn up-close state of the art Implant surgery in a Live Surgery session.

COURSE TOPICS INCLUDE

Immediacy, full arch restoration, soft tissue management. Test our guided surgery and find out about our digital workflow solutions.

COURSE OBJECTIVES

2 days to discover Anthogyr and guide you through the implementation of our Axiom solution in your daily practice.

● ● ● level

EN

SALLANCHES, FRANCE

25–26 April

LOCATION

45 min. from Geneva airport

FEE

EUR 1500

TARGET GROUP

Surgeons & GPs

MAX. PARTICIPANTS

24

SPEAKERS



TBA

REGISTRATION AND INFORMATION

education_emea@straumann.com



LECTURE



HANDS-ON



LIVE



IMMERSION 360° FOR THE MIDDLE EAST

COURSE OVERVIEW

DAY 1

Introduction to Anthogyr company: our roots, DNA, values, people and behind the scenes our production site. Be surprised by the outstanding benefits of our Axiom® Concept and Innovations.

DAY 2

Attend a clinical day led by a qualified implantologist who shares personal experience and provides you with individual support.

Let's be practical!

Participate in a Campus hands-on session. On top of that, experience and learn up-close state of the art Implant surgery in a Live Surgery session.

COURSE TOPICS INCLUDE

Immediacy, full arch restauration, soft tissue management. Test our guided surgery and find out about our digital workflow solutions.

COURSE OBJECTIVES

2 days to discover Anthogyr and guide you through the implementation of our Axiom solution in your daily practice.

● ● ● level

EN

SALLANCHES, FRANCE

17-18 July

LOCATION

45 min. from Geneva airport

FEE

EUR 1500

TARGET GROUP

Surgeons & GPs

MAX. PARTICIPANTS

24

SPEAKERS



TBA

REGISTRATION AND INFORMATION

education_emea@straumann.com



LECTURE



HANDS-ON



LIVE



IMMERSION 360° FOR CENTRAL EUROPE

COURSE OVERVIEW

DAY 1

Introduction to Anthogyr company: our roots, DNA, values, people and behind the scenes our production site. Be surprised by the outstanding benefits of our Axiom® Concept and our Simeda® CAD/CAM innovations.

DAY 2

Attend a clinical day led by a qualified implantologist who shares personal experience and provides you with individual support.

Let's be practical!

Participate in a Campus hands-on session. On top of that, experience and learn up-close state of the art Implant surgery in a Live Surgery session.

COURSE TOPICS INCLUDE

Immediacy, full arch restoration, soft tissue management. Test our guided surgery and find out about our digital workflow solutions.

COURSE OBJECTIVES

2 days to discover Anthogyr and guide you through the implementation of our Axiom solution in your daily practice.

● ● ● level

EN

SALLANCHES, FRANCE

16–17 September

LOCATION

45 min. from Geneva airport

FEE

EUR 1500

TARGET GROUP

Surgeons & GPs

MAX. PARTICIPANTS

24

SPEAKERS



TBA

REGISTRATION AND INFORMATION

education_emea@straumann.com



LECTURE



HANDS-ON



LIVE



IMMERSION 360° FOR AFRICA

COURSE OVERVIEW

DAY 1

Introduction to Anthogyr company: our roots, DNA, values, people and behind the scenes our production site. Be surprised by the outstanding benefits of our Axiom® Concept and innovations.

DAY 2

Attend a clinical day led by a qualified implantologist who shares personal experience and provides you with individual support.

Let's be practical!

Participate in a Campus hands-on session. On top of that, experience and learn up-close state of the art Implant surgery in a Live Surgery session.

COURSE TOPICS INCLUDE

Immediacy, full arch restoration, soft tissue management. Test our guided surgery and find out about our digital workflow solutions.

COURSE OBJECTIVES

2 days to discover Anthogyr and guide you through the implementation of our Axiom solution in your daily practice.

● ● ● level

EN

SALLANCHES, FRANCE

25–26 November

LOCATION

45 min. from Geneva airport

FEE

EUR 1500

TARGET GROUP

Surgeons & GPs

MAX. PARTICIPANTS

24

SPEAKERS



TBA

REGISTRATION AND INFORMATION

education_emea@straumann.com



LECTURE



HANDS-ON



LIVE



Medentika Courses 2024

MEDENTIKA

EMEA COURSE CALENDAR 2024

	KÓPAVOGUR, ICELAND
	CALW, GERMANY
	ERLANGEN, GERMANY
	COPENHAGEN, DENMARK
	CALW, GERMANY
	CALW, GERMANY



DIGITAL WORKFLOW IN DEMAND CASES – FROM PLANNING TO EXECUTION

COURSE OVERVIEW

This course shows you in detail the possibilities and the how to do in digital planning. You will also see the ideal cooperation between the dental office and the laboratory. In addition, we will show you different, also demand cases planned and restored with the digital workflow. You learn more about the MedentiGuide system and you will place several implants in the hands-on session. A second hands-on session will cover the immediate loading of an implant with a provisional crown you will prepare on site.

COURSE TOPICS INCLUDE

- Medentika presents its system
- Medentika presents its guided system
- Basic guided implantology + Smile in a Box™
- More than just a titanium base
- Hands-on – implant placement (standard & Guided)
- Advanced guided implantology and complications
- Seamless CAD/CAM workflow with exocad
- Hands-on – custom healing abutment and crown

• • • level

EN

KÓPAVOGUR, ICELAND

14–15 June

LOCATION

Hotel Kriunes
Kriunes, 203

FEE

EUR 675

TARGET GROUP

Surgeons, GPs & Prosthodontists

MAX. PARTICIPANTS

20

SPEAKERS

Dr. Mads Pederson,
DT Markus Menczynski

REGISTRATION AND INFORMATION

education_emea@straumann.com



LECTURE



HANDS-ON



LEVEL UP YOUR DESIGN SKILL AND KNOW-HOW IN THE DIGITAL FIELD

COURSE OVERVIEW

In our upcoming 2-day course we will focus on planning prosthetic solutions completely digitally. This hands-on course is suitable for everyone starting with the digital workflow or who has already acquired basic knowledge. Participants will get to know the digital process from scanning, designing, milling and printing at our MedentiTEC Training Center in Calw.

The course will cover most aspects of digital workflow which are essential for a modern dental laboratory. We will focus on the IPS & MPS Implant libraries which are essential part of planning implant prosthetic solutions digitally.

Each participant will scan and design their own "Custom Abutment" in exocad with the unique integration and consideration of tips and tricks from our experienced dental technician in this field, Markus Menczynski.

COURSE TOPICS INCLUDE

- Focus on planning prosthetic solutions completely digitally
- Digital Workflow in laboratory
- Focus on the IPS & MPS libraries
- Factory tour
- Hands-on: scan and design their own "Custom Abutments"

● ● ● level

EN

CALW, GERMANY

3-4 May

LOCATION
MedentiTEC
Im Interkom 32
75365 Calw

FEE
EUR 850

TARGET GROUP
Dental technician

MAX. PARTICIPANTS
20

SPEAKERS
DT Markus Menczynski

**REGISTRATION
AND INFORMATION**
education_emea@straumann.com



LECTURE



HANDS-ON



MODERN IMPLANT PLANNING AND ADVANCED AUGMENTATION TECHNIQUE

COURSE OVERVIEW

Thorough preoperative planning and precise interpretation of prosthetic and radiological findings play a pivotal role in ensuring the long-term success of dental implants. Throughout this course, you will:

- Gain insight into determining the appropriate clinical diagnosis for each patient's unique situation
- Learn about Intraoral scanning in general and its utilization for Dimensional planning
- Acquire an understanding of the critical steps involved in treatment planning, with the aim of achieving optimal aesthetic, functional, and enduring clinical results
- Develop proficiency in the fundamentals of radiology, enabling you to accurately interpret 2D and 3D X-ray images
- Deepen your grasp of three-dimensional planning and implantation techniques. You will become adept at using planning software and exploring various options for three-dimensional planning
- Receive training in 3D printing and the customization of drill templates.
- Become familiar with the Medentika Guided Set and its practical application
- Engage in a comprehensive program that includes both theoretical knowledge and hands-on exercises covering a variety of augmentation techniques

• • • level

EN

ERLANGEN, GERMANY

5–6 April

LOCATION

Universitätsklinikum Erlangen
Zahnklinik 2
Glückstr. 11, 91054 Erlangen

FEE

EUR 990

TARGET GROUP

Surgeons, GPs & Prosthodontists

MAX. PARTICIPANTS

20

SPEAKERS

Dr. Ragai Edward Matta
DMD, PHD
PD Dr. Mayte Buchbender

REGISTRATION AND INFORMATION

education_emea@straumann.com



LECTURE



HANDS-ON



ADVANCED DIGITAL TECHNIQUES IN DENTAL IMPLANTOLOGY – FROM SURGERY TO FINAL SOLUTION

COURSE OVERVIEW

The course will comprehensively explore the implementation of digital workflows in the dental clinic. It goes beyond traditional focus areas like planning, surgical management, and prosthetic solutions, offering a unique perspective from the viewpoint of a dental technician.

To fully harness the advantages of digital dentistry, understanding how to navigate different situations and strategies is crucial. Digital workflows open doors to less invasive, time-efficient, and predictable outcomes, ultimately benefiting patients. The course will impart concepts for devising surgical strategies and timing, with a special emphasis on reverse planning for the final prosthetic solution. Handling soft tissue, augmentation procedures, full mouth rehabilitation, and prosthetic solutions, all integrated into a digital workflow, are the central themes of this comprehensive program.

Additionally, the course addresses a commonly overlooked aspect of everyday dentistry: complications. It covers both the physiological aspects and surgical management of complications.

This course caters to a broad spectrum of implant knowledge and skill levels. It offers a thorough exploration of both basic and advanced implantology and prosthetic solutions, featuring hands-on guided implant surgery and the creation of custom healing abutments and temporary crowns.

We look forward to welcoming you to our two-day course in the field of digital implantology.

• • • level

EN

COPENHAGEN, DENMARK

11–12 October

LOCATION

Scandic Copenhagen
Vester Søgade 6

FEE

EUR 990

TARGET GROUP

Surgeons, GPs & Prosthodontists

MAX. PARTICIPANTS

20

SPEAKERS

Dr. Mads Pederson,
DT Markus Menczynski

REGISTRATION AND INFORMATION

education_emea@straumann.com



LECTURE



HANDS-ON



IMPLANT PROSTHETICS IN THE DIGITAL ERA OF DENTISTRY

COURSE OVERVIEW

In the realm of implant dentistry, successful outcomes are not solely dependent on implant planning but also heavily influenced by implant prosthodontics.

Several factors come into play, including the choice of implant material, its shape, the abutment material, and even the prosthetic material, all of which have a substantial impact on clinical results.

Advanced CAD/CAM materials offer a wide range of prosthetic options. In today's digital age, digital technology allows for chairside solutions that can be an efficient and cost-effective choice for both patients and practices.

COURSE TOPICS INCLUDE

- Exploring the diverse implant geometries for various applications and the connections between implants and abutments and how they affect therapy success
- Digital impressions: examining the innovations and challenges associated with this technology
- Understanding the digital workflow in implant prosthetic care
- Valuating the applications and limitations of new materials in the CAD/CAM field
- Delving into the use of 3D printing technology in implant care
- Chairside and lab side technologies: exploring the boundaries of one technology and the opportunities presented by the other

• • • level

EN

CALW, GERMANY

18–19 October

LOCATION

MedentiTEC
Im Interkom 32
75365 Calw

FEE

EUR 850

TARGET GROUP

Surgeons, GPs & Prosthodontists

MAX. PARTICIPANTS

20

SPEAKERS

Dr. Ragai Edward Matta DMD,
PHD & MDT Judith Kropfeld

REGISTRATION AND INFORMATION

education_emea@straumann.com



LECTURE



HANDS-ON



LEVEL UP 2.0 – LEVEL UP YOUR DESIGN SKILLS AND KNOW-HOW ON EXOCAD & MEDENTIKA

COURSE OVERVIEW

Join us together with our dental technician Markus Menczynski on this upcoming hands-on course in Calw Germany. Together we will focus this time on “hybrid abutments” especially in the anterior region.

Gain the knowledge to use second-generation titanium bases and ASC-Flex hybrid abutments in the digital process, from a single implant crown to a 3-unit bridge, all available in the excellent prosthetic portfolio from Medentika. Discover as well the “switch implant connection” available with the MPS System.

Each participant will scan and design in Exocad with the guidance and integration of tips and tricks regarding the software from our experienced dental technician in this field, Markus Menczynski.

● ● ● level

EN

CALW, GERMANY

15–16 November

LOCATION

MedentiTEC
Im Interkom 32
75365 Calw

FEE

EUR 850

TARGET GROUP

Dental technician

MAX. PARTICIPANTS

20

SPEAKERS

DT Markus Menczynski

REGISTRATION AND INFORMATION

education_emea@straumann.com



LECTURE



HANDS-ON



Digital Solutions 2024

DIGITAL SOLUTIONS

EMEA COURSE CALENDAR 2024



GDAŃSK, POLAND

LONDON, UK

TBA

DUBAI, UAE



DIGITAL WORKFLOW IN IMPLANT DENTISTRY – GUIDED SURGERY & DIGITAL WORKFLOW IN IMPLANT DENTISTRY. LEVEL 1

COURSE OVERVIEW

Learn about guided surgery general rules and objectives, discover different tools necessary to master the clinical outcomes of digital implant-prosthodontics in your practice and try it hands-on. In this course you'll learn about possibilities and limitations of digital implant-prosthodontics from straight forward to advanced level cases.

DAY 1 of the course will take you through planning of guided surgery. You'll learn to use the coDiagnostiX software and control your implant-prostheses, as well as surgery, for predictable and repeatable results. You'll plan surgical guides and learn how to get a perfect ready-made, screw-retained temporary restoration for your patient before you even place the implant.

DAY 2 of the course will give you a chance to work hands-on with a guided surgery system. You'll understand the differences between different guided surgery systems and place implants in the models controlling the prosthetic outcome of the treatment in a perfect manner. You'll also learn about intra oral (IO) scanning, with hands-on workshops for implant-based restorations and practical tips & tricks. A perfect continuation of the course, "Guided surgery & digital workflow in implant dentistry, Level 2" with prof. Hani Tohme, will take you smoothly into further digital workflow, going into complex cases such as full arch implant restorations.

COURSE OBJECTIVES

- Learn to plan implant cases and design surgical guides
- Learn to use the guided surgery cassettes and to perfectly control the surgery
- Master intra oral (IO) scanning for implant cases
- Learn how to restore the implants digitally without compromising accuracy

• • • level

EN

GDAŃSK, POLAND

17–18 May

LOCATION

SurgeonSmileClinic
Chmielewski & Karczewskav
Advanced Implant Center
ul. Karola Szymanowskiego 2,
80-280 Gdańsk VIGO
office building (1st floor)

FEE

EUR 1500

TARGET GROUP

Surgeons, Implantologists,
GPs, Prosthodontists

MAX. PARTICIPANTS

10

SPEAKERS



Dr. Maja
Chmielewska

REGISTRATION

AND INFORMATION

education_emea@straumann.com



LECTURE



HANDS-ON



LIVE



DIGITAL WORKFLOW IN IMPLANT DENTISTRY – FROM 3D PRESURGICAL PLANNING TO FINAL CAD CAM RESTORATION. LEVEL 1+2

COURSE OVERVIEW

In this course, the technical and clinical advantages of the digital workflow will be explained, and it will be clear how every single digital step can help the clinicians, technicians, and patients in different ways – saving time, increased precision, predictable outcomes, and enhanced professional-to-patient communication. You will be able to master the tools available for digital workflow in implant dentistry – It provides a systematic approach to learn from intraoral scanning (digital impressions) to the 3D planning software and 3D printing, all the way to guided surgery and placing implants in the most technological, well planned and therefore safest way possible

COURSE TOPICS INCLUDE

- Guided surgery Hands-on course

COURSE OBJECTIVES

- Scan using Virtuo Vivo intra-oral digital scanner
- Use of coDiagnostiX software
- Single tooth aesthetic zone case
- Single tooth posterior zone case
- Design a surgical guide
- Printing of a surgical guide
- Hands-on practice on guided implant surgical placement

• • • level

EN

LONDON, UK

26–28 June

LOCATION

Queen Mary University of
London 3rd Floor Seminar Room
Dental Hospital
Turner Street Whitechapel

FEE

EUR 2000

TARGET GROUP

Surgeons, Implantologists,
GPs, Prosthodontists

MAX. PARTICIPANTS

15

SPEAKERS



Prof. Shakeel
Shahdad

REGISTRATION AND INFORMATION

education_emea@straumann.com



LECTURE



HANDS-ON



LIVE



DIGITAL WORKFLOW IN IMPLANT DENTISTRY – GUIDED SURGERY & DIGITAL WORKFLOW IN IMPLANT DENTISTRY. LEVEL 1

NEW

COURSE OVERVIEW

Learn about guided surgery general rules and objectives, discover different tools necessary to master the clinical outcomes of digital implant-prosthodontics in your practice and try it hands-on. In this course you'll learn about possibilities and limitations of digital implant-prosthodontics from straight forward to advanced level cases.

DAY 1 of the course will take you through planning of guided surgery. You'll learn to use the coDiagnostiX software and control your implant-prostheses, as well as surgery, for predictable and repeatable results. You'll plan and design surgical guides and learn how to get a perfect ready-made, screw-retained temporary restoration for your patient before you even place the implant.

DAY 2 of the course will give you a chance to work hands-on with a guided surgery system. You'll understand the differences between different guided surgery systems and place implants in the models controlling the prosthetic outcome of the treatment in a perfect manner. You'll also learn about intra oral (IO) scanning, with hands-on workshops for implant-based restorations and practical tips & tricks.

COURSE TOPICS INCLUDE

- Guided surgery Hands-on course

COURSE OBJECTIVES

- Learn to plan implant cases and design surgical guides
- Learn to use the guided surgery cassettes and to perfectly control the surgery
- Master intra oral (IO) scanning for implant cases
- Learn how to restore the implants digitally without compromising accuracy

• • • level

EN

COUNTRY

Date

LOCATION
TBD

FEE
EUR 1500

TARGET GROUP
Surgeons, Implantologists,
GPs, Prosthodontists

MAX. PARTICIPANTS
15

SPEAKERS
TBD

REGISTRATION
AND INFORMATION
education_emea@straumann.com



LECTURE



HANDS-ON



DIGITAL WORKFLOW IN IMPLANT DENTISTRY – GUIDED SURGERY & DIGITAL WORKFLOW IN IMPLANT DENTISTRY. LEVEL 2

COURSE OVERVIEW

The course will cover the necessary knowledge about guided surgery and the digital workflow in implant dentistry.

DAY 1 of the course, the focus will be on guided surgery, from planning to execution. The participants will learn how to virtually plan implant placement with a prosthetically driven mindset on the planning software for single, multiple, and full implant cases. Afterwards, the participants will learn how to design a surgical guide depending on the case and how to proceed with the manufacturing steps. The participants will then learn how to fix the sleeves on a printed guide and then how to support the guide on a model, along with the drilling steps for implant bed preparation.

DAY 2 of the course will focus more on digital steps to obtain an implant-supported prosthesis. The participant will learn how to register a digital implant impression using an intraoral scanner, how to import the file on the designing software, how to superimpose the scan body obtained with the scanner to its corresponding library file, and how to design an implant-supported prosthesis on a digital titanium base abutment. The cases will include single and multiple implant restorations. All the steps will be shown by the instructor with the explanation of all the details. The course will start by presenting fully documented clinical cases, with a step-by-step workflow, showing what is really possible to achieve and the limitations of the proposed techniques.

COURSE OBJECTIVES

- Explain and demonstrate how to virtually plan implant cases
- Explain how to design and fabricate a surgical guide
- Explain and demonstrate how to surgically implement the planned guided implant placement
- Explain and demonstrate how to digitally register implant impressions
- Explain and demonstrate how to digitally design implant-supported prostheses
- Discuss different clinical cases and approaches
- Discuss what is present in the literature for now

• • • level

EN

DUBAI, UAE

1–2 November

LOCATION
CAPP EVENTS & TRAINING
Onyx Tower 2
Office P204 & P205
The Greens

FEE
EUR 1500

TARGET GROUP
Surgeons, Implantologists,
GPs, Prosthodontists

MAX. PARTICIPANTS
20

SPEAKERS



Dr. Hani
Tohme

**REGISTRATION
AND INFORMATION**
education_emea@straumann.com



LECTURE



HANDS-ON



LIVE



LISBON
• PORTUGAL •



SAVE THE DATE

27th - 28th Sep, 2024, Lisbon

STRAUMANN GROUP EMEA
DENTAL LAB SUMMIT 2024





Partner Courses 2024

PARTNER COURSES

EMEA COURSE CALENDAR 2024

SMILECLINIC

GDAŃSK, POLAND

GDAŃSK, POLAND

GDAŃSK, POLAND

GDAŃSK, POLAND

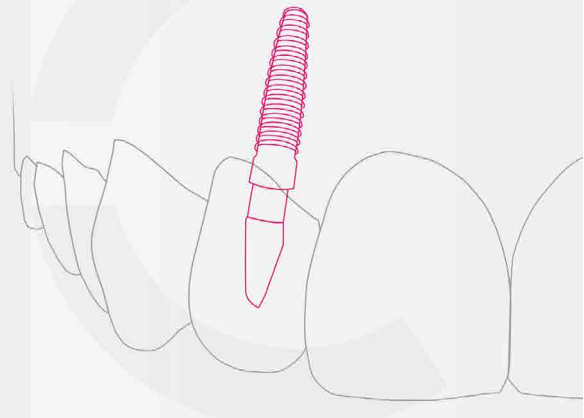
VIC

VILNIUS, LITHUANIA

VILNIUS, LITHUANIA

VILNIUS, LITHUANIA

VILNIUS, LITHUANIA



CODIAGNOSTIX™ INTENSIVE SOFTWARE TRAINING

COURSE OVERVIEW

All participants need to come with their own laptops with specification:
Windows 10 or 11 based computers, 16GB RAM, external mouse with wheel.

DAY 1: SINGLE TOOTH

- Introduction to coDiagnostiX software
- Easy and Advanced mode
- Data collection
- Data import
- Data matching
- Tooth supported guides
- Single implant planning principles in the molar region
- Single implant planning principles in the aesthetic region
- Immediate implantation planning
- Working with Mesh Editor - correction and verification of STL files
- Design of the guide
- Export of the guide
- Production of the guide with SLA/DLP printers
- Production of the guide with PolyJet printers
- coDiagnostiX ntensive Software

DAY 2: BRIDGE

- Data import
- Data matching
- Bridge in the maxilla posterior region
- Bridge in the mandible posterior region - free end situation
- Bridge in the aesthetic region
- Tooth supported guides
- Tooth and bone supported guides
- Working with Mesh Editor - correction and verification of STL files
- Design of the guide
- Export of the guide
- Production of the guide with SLA/DLP printers
- Production of the guide with PolyJet printers

DAY 3: EDENTULOUS

- Introduction to edentulous cases
- Data requirements CBCT and Dual Scan
- Workflow and data organisation
- Planning of the implants - principles and anatomical considerations
- Guide design for Pro Arch - 4 implants in the lower jaw - bone supported guide
- Guide design Pro Arch - 4 implants in the upper jaw - mixed support

GDAŃSK, POLAND

22–24 March

LOCATION

SmileClinic Education Centre
Szymanowskiego 2
80–280 Gdansk

FEE

EUR 2000

TARGET GROUP

Surgeons & GPs

MAX. PARTICIPANTS

20

INSTRUCTORS



Dr. Kris
Chmielewski

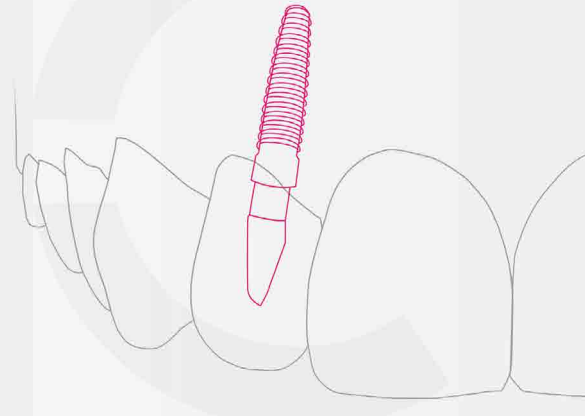


Dr. Maja
Chmielewska

REGISTRATION

AND INFORMATION

education_emea@straumann.com



PINK AND WHITE AESTHETICS ON A SIX-UNIT ZIRCONIA FRAMEWORK

COURSE OVERVIEW

2 DAY COURSE FOR DENTAL TECHNICIANS

In these two days course Nico will demonstrate how to realise a six anterior teeth restoration with gingiva, using Creation ZI-CT. Starting point is the analysis of the natural gingiva anatomy followed by the of discussion what is needed to achieve a high aesthetic result, as well as a natural looking transition between white and pink ceramic. Nico will show step by step how to handle ceramic layering, shape, colour, and texture.

WHAT YOU WILL LEARN

- Anatomy and morphology of gingiva
- How to create harmony between gingiva and teeth
- Shape and color
- Individual ceramic layering
- Different bakes and programs
- Makro and micro texture
- Tips and tricks

GDAŃSK, POLAND

13–14 April

LOCATION

SmileClinic Education Centre
Szymanowskiego 2
80–280 Gdansk

FEE

EUR 1400

TARGET GROUP

Dental Technicians

MAX. PARTICIPANTS

8

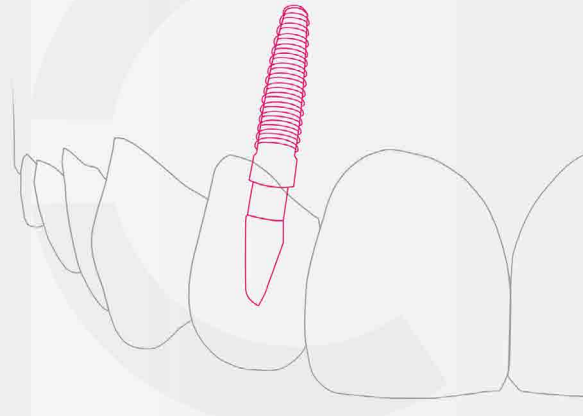
INSTRUCTORS



Nico
Squicciarini MDT

REGISTRATION AND INFORMATION

education_emea@straumann.com



DIGITAL PROTOCOLS FOR FULL ARCH IMPLANT TREATMENT

COURSE OVERVIEW

DAY 1: DATA COLLECTION PLANNING

- Introduction to digital protocols for Full Arch Treatment
- Overview of protocols, data requirements
- Tools and equipment, dental photography, face scans
- DSD planning rules
- Prosthetic planning principles for aesthetic and functional results
- CBCT and Dual Scan, Intraoral Scanning
- Analog impressions and digitalisation
- Softwares for planning demonstration
- SmileCloud workflow & planning, data organisation
- Communication in the Team

DAY 2: GUIDED SURGERY PRINCIPLES & GUIDELINES

- Introduction to guided surgery with full arch cases
- Tools and equipment, software for planning demonstration
- Types of guides for edentulous cases, bone reduction guides
- Stackable guides, guides fixation
- Edentulous case
- Failing dentition case - transition to the edentulous situation
- Production of the guides, limitations of guided surgery for full arch cases
- Tricks & Tips for successful outcome

DAY 3: TEMPORARY AND FINAL RESTORATIONS

- Introduction to temporary restorations for full arch cases
- Communication workflow with the Team
- Acrylic dentures, printed temporary restorations
- Milled temporary restorations, metal reinforcement for temporary restorations
- Final restorations for full arch cases - fixed vs removable
- Impressions and data collection - IO scanners, photogrammetry
- Prototype of the final restoration and verification
- Transfer of the aesthetic and function, metal reinforcement or standard design for Zirconia full arch
- Delivery of the restoration and maintenance, business insights - costs, packages, sales arguments
- Summary of the course

GDAŃSK, POLAND

18–20 October

LOCATION

SmileClinic Education Centre
Szymanowskiego 2
80–280 Gdansk

FEE

EUR 2000

TARGET GROUP

Surgeons & GPs

MAX. PARTICIPANTS

20

INSTRUCTORS



Dr. Kris
Chmielewski

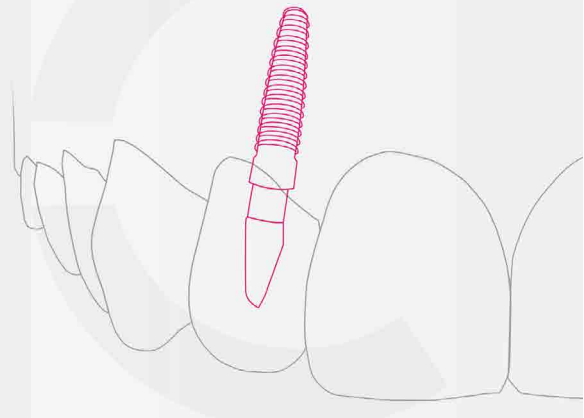


Dr. Maja
Chmielewska

REGISTRATION

AND INFORMATION

education_emea@straumann.com



CODIAGNOSTIX™ INTENSIVE SOFTWARE TRAINING

COURSE OVERVIEW

All participants need to come with their own laptops with specification:
Windows 10 or 11 based computers, 16GB RAM, external mouse with wheel.

DAY 1: SINGLE TOOTH

- Introduction to coDiagnostiX software
- Easy and Advanced mode
- Data collection
- Data import
- Data matching
- Tooth supported guides
- Single implant planning principles in the molar region
- Single implant planning principles in the aesthetic region
- Immediate implantation planning
- Working with Mesh Editor - correction and verification of STL files
- Design of the guide
- Export of the guide
- Production of the guide with SLA/DLP printers
- Production of the guide with PolyJet printers
- coDiagnostiX ntensive Software

DAY 2: BRIDGE

- Data import
- Data matching
- Bridge in the maxilla posterior region
- Bridge in the mandible posterior region - free end situation
- Bridge in the aesthetic region
- Tooth supported guides
- Tooth and bone supported guides
- Working with Mesh Editor - correction and verification of STL files
- Design of the guide
- Export of the guide
- Production of the guide with SLA/DLP printers
- Production of the guide with PolyJet printers

DAY 3: EDENTULOUS

- Introduction to edentulous cases
- Data requirements CBCT and Dual Scan
- Workflow and data organisation
- Planning of the implants - principles and anatomical considerations
- Guide design for Pro Arch - 4 implants in the lower jaw - bone supported guide
- Guide design Pro Arch - 4 implants in the upper jaw - mixed support

GDAŃSK, POLAND

15–17 November

LOCATION

SmileClinic Education Centre
Szymanowskiego 2
80–280 Gdansk

FEE

EUR 2000

TARGET GROUP

Surgeons & GPs

MAX. PARTICIPANTS

20

INSTRUCTORS



Dr. Kris
Chmielewski



Dr. Maja
Chmielewska

REGISTRATION

AND INFORMATION

education_emea@straumann.com



MODULE I.

COURSE OVERVIEW

Our personal experience and clinical studies show that we can achieve very good results if we work correctly with soft tissue and bone augmentation. We will teach our proven methodologies and practices in this course.

COURSE TOPICS INCLUDE

Bone and soft tissue augmentation. Posterior mandible.

COURSE OBJECTIVES

- Crestal bone and soft tissue stability
- Vertical soft tissue augmentation
- Horizontal soft tissue augmentation
- Keratinized and attached tissue augmentation
- Factors for successful bone regeneration
- Decompression technique - GBR and simultaneous implant placement
- Guided bone regeneration (GBR) in posterior mandible, 2 stage approach
- Vertical bone augmentation in posterior mandible

● ● ● level

EN

VILNIUS, LITHUANIA

22–23 August

LOCATION

A.Vivulskio str.7, Vilnius

FEE

EUR 1950

TARGET GROUP

Oral surgeons, periodontists, implantologists

MAX. PARTICIPANTS

30

SPEAKERS



PhD, D.D.S, spec in periodontology
Algirdas Puišys

REGISTRATION AND INFORMATION

education_emea@straumann.com



LECTURE



HANDS-ON



MODULE II.

COURSE OVERVIEW

In the aesthetic area, it is especially important to achieve an impeccable result. In this course, we will share not only our successful experiences, but also how to avoid mistakes.

COURSE TOPICS INCLUDE

Implants in aesthetic area.

COURSE OBJECTIVES

- Anatomy and histology of bone and soft tissue around dental implants in anterior maxilla
- Classification of the defects in anterior maxilla
- Immediate implant placement and immediate temporary
- Immediate implant placement and bone augmentation
- Soft tissue augmentation and immediate implant placement
- Socket augmentation
- Early implant placement in aesthetic zone and soft tissue management
- Early implant placement in aesthetic zone and GBR
- Soft tissue management
- Vertical bone augmentation in aesthetic zone

● ● ● level

EN

VILNIUS, LITHUANIA

17–18 October

LOCATION

A.Vivulskio str.7, Vilnius

FEE

EUR 1950

TARGET GROUP

Oral surgeons, periodontists, implantologists

MAX. PARTICIPANTS

30

SPEAKERS



PhD, D.D.S, spec in periodontology
Algirdas Puišys

REGISTRATION AND INFORMATION

education_emea@straumann.com



LECTURE



HANDS-ON



MODULE III.

COURSE OVERVIEW

Everything from our practice and researches about posterior maxilla – sinus lifting, bone regeneration, soft tissue management.

COURSE TOPICS INCLUDE

Posterior Maxilla. Soft tissue augmentation.
Bone splitting. Sinus augmentation.

COURSE OBJECTIVES

- Immediate implants and temporary in premolars and molars
- Soft tissue management in posterior maxilla
- Guided bone regeneration
- Bone splitting
- Vertical bone augmentation in posterior maxilla
- Sinus elevation, crestal approach
- Sinus elevation, lateral approach
- Complications after sinus augmentation

● ● ● level

EN

VILNIUS, LITHUANIA

15–16 April

LOCATION

A.Vivulskio str.7, Vilnius

FEE

EUR 1950

TARGET GROUP

Oral surgeons, periodontists,
implantologists

MAX. PARTICIPANTS

30

SPEAKERS



PhD, D.D.S, spec in periodontology
Algirdas Puišys

REGISTRATION AND INFORMATION

education_emea@straumann.com



LECTURE



HANDS-ON



STRAUMANN INSIDE CLINIC EXPERIENCE

COURSE OVERVIEW

Inside Clinic Experience is a soft-skills development program intended for passionate, experienced implantologists striving to elevate their expertise to bring their practice to the next level.

COURSE TOPICS INCLUDE

Inside Clinic Experience is a unique opportunity to immerse yourself in the day-to-day practice of highly renowned specialists working to the highest standards. You will witness first-hand how such clinics operate from the inside, and experience what has made them so successful. You will see the solutions offered by Straumann at work and how they can be deployed in the best possible way to benefit your own clinic success.

In contrast to conventional courses that train you in indication treatment techniques, this program is designed to give you a broader view of the possibilities for organizing and expanding your business.

Inside Clinic Experience is an individual experience which will contribute to your personal growth and ultimately to the growth of your practice. Experience a transformative immersion, greatly broadening your perspective. This course is offered by the top-tier VIC Clinic in Vilnius.

COURSE OBJECTIVES

- Enhance skills in surgical procedures, including the simultaneous use of two working chairs, shadowing Dr. Algirdas Puisys.
- Learn the techniques for immediate implant placement, with opportunities for questions and answers during the procedures.
- Gain expertise in differentiation, marketing, and the attraction of new patients, as well as increasing patient satisfaction.
- Develop skills in personnel management, organizational structure, KPI monitoring, and leadership.
- Learn effective strategies for business planning, financial management, and maximizing profitability.

● ● ● level

EN

VILNIUS, LITHUANIA

5 sessions in 2024
(on request)

LOCATION

VIC Clinic

FEE

EUR 3500

TARGET GROUP

Experienced implantologists
> 300 implants / year
Clinic owners

MAX. PARTICIPANTS

3 PAX per session

SPEAKERS



Dr. Algirdas
Puisys




Sarunas
Perminas

REGISTRATION AND INFORMATION

education_emea@straumann.com



Professional
Development
Courses 2024





SPEAKER ENABLEMENT PROGRAM

COURSE OVERVIEW

Provide a Speakers Enablement Program for all educators or speakers who are active in delivering brands specific training or education courses.

COURSE TOPICS

During this course, the participants will gain understanding about how to enhance their communication, didactic and rhetoric skills as well as align with StraumannGroup training methodology and brand specific course materials.

COURSE OBJECTIVES

- Elevate your communication skills
- Refine your delivery
- Unlock your full speaking potential to make an even greater impact in your field

● ● ● level

EN

BASEL & ISTANBUL

22–23 March

17–18 September

FEE

CHF 3000

TARGET GROUP

Future or Current Brand Speakers

MAX. PARTICIPANTS

14

SPEAKERS



Jose de Sousa

REGISTRATION

By Invitation from your local business partner



ClearCorrect
Courses 2024



5TH EAS CONGRESS & CLEARCORRECT SIDE EVENT

COURSE OVERVIEW

The European Aligner Society is delighted to invite you to its 5th Congress taking place in the beautiful city of Valencia. This event will provide an ideal forum for clinicians from Europe and across the world to improve their knowledge and clinical skills and to enhance the science and art of aligner orthodontics.

The Congress is specifically scheduled from Thursday to Saturday to give attendees a maximum learning experience but there will be "free" time during Congress to explore the beauty and history of Valencia.

● ● ● level

EN

VALENCIA - SPAIN

29 Feb - **2** Mar

FEE
EUR 590

SPEAKERS



Dr Andrea Bazzucchi



Dr. Presencia Philippe Chavanne

REGISTRATION
By Invitation from your local
business partner



CLEARCORRECT GLOBAL EVENT 2024

Event name	Date	Location
Ortho Sales Summit	28.02-01.03.24	Athens, Greece
Middle East Education Event (Advanced)	31.05-01.06.24	Cyprus
European Education Event (Advanced)	Oct 2024	TBA
ClearCorrect Hub Level Speaker Summit	Oct - Nov 2024	TBA
ClearCorrect Regional Level Speaker Summit	26-27.09.24	Palma de Mallorca
Ortho Sales Summit	Oct 2024	TBA

International Headquarters

Institut Straumann AG
Peter Merian-Weg 12
CH-4002 Basel, Switzerland
education_emea@straumann.com
www.straumann.com

© Institut Straumann AG, 2022. All rights reserved.
Straumann® and/or other trademarks and logos from Straumann®
mentioned herein are the trademarks or registered trademarks
of Straumann Holding AG and/or its affiliates.

straumanngroup