

Straumann® TLX Implant System

INTERNATIONAL EDITION

Product Catalog 2021/2022

List of abbreviations

ABS	Acrylonitrile butadiene styrene
ADLC	Amorphous diamond-like carbon
Al	Aluminum
AS	Angled Solution
BL	Bone Level
BLT	Bone Level Tapered
BLX	Bone Level X
CI	Ceramic Implant
CIM	Ceramic Implant Monotype
EDTA	Ethylenediaminetetraacetic acid
EMD	Enamel matrix derivative
HT	High Translucent
LDPE	Low-density polyethylene
LT	Low Translucent
MI	Mini Implant
MO 0	Medium Opacity 0
MO 1	Medium Opacity 1
NC	Narrow CrossFit® = implant diameter 3.3 mm, BL and BLT implants
Ncm	Newton centimeter, measurement for torque
ND	Narrow Diameter = implant shoulder diameter 3.5 mm, Straumann® PURE Ceramic Implants
NNC	Narrow Neck CrossFit® = implant diameter 3.3 mm, implant shoulder diameter 3.5 mm, SP implants
NT	Narrow TorcFit™ = implant shoulder diameter 3.5mm, S/SP implants
PA	Polyamide
PC	Polycarbonate
PEEK	Polyetheretherketone
PMMA	Polymethylmethacrylate
POM	Polyoxymethylene
PPS	Polyphenylene sulfide
PS	Polystyrene
PSU	Polysulfone
RC	Regular CrossFit® = implant diameter 4.1 and 4.8 mm, BL and BLT implants
RD	Regular Diameter = implant shoulder diameter 4.8 mm, Straumann® PURE Ceramic Implants
RN	Regular Neck = implant shoulder diameter 4.8 mm, S/SP/TE implants
RT	Regular TorcFit™ = implant shoulder diameter 4.8mm, S/SP implants
S	Standard
SC	Small CrossFit® = implant diameter 2.9 mm, BLT implants
SCS	Screw Carrying System
SP	Standard Plus
TAN	Titanium-aluminum-niobium alloy
TAV	Titanium-aluminum-vanadium alloy
TE	Tapered Effect
Ti	Titanium
Ti-N	Titanium nitride
TiZr	Titanium-zirconium alloy (Roxolid®)
TLX	Tissue Level X
TS	Transversal screw retention
WN	Wide Neck = implant shoulder diameter 6.5 mm, S/SP/TE implants
WT	Wide TorcFit™ = implant shoulder diameter 6.5mm, S/SP implants
xxx.xxx-04	Pack of 4
xxx.xxxV2	Pack of 2
xxx.xxxV4	Pack of 4
xxx.xxxV5	Pack of 5
xxx.xxxV10	Pack of 10
xxx.xxxV20	Pack of 20
ZrO2	Zirconium dioxide

Table of Contents



Surgery	5	Surgery
TLX Implants	6	



Prosthetics	17	Prosthetics
TLX Prosthetics	18	



Instruments and Accessories	37	Instruments and Accessories
Surgery	38	
Prosthetics	46	



Information and Index	53	Information and Index
Index	54	



When searching the "Implants" chapter, first select the type of implant – TLX Standard (S) or Standard Plus (SP) Narrow TorcFit™ (NT), Regular TorcFit™ (RT), or Wide TorcFit™ (WT). Then specify the desired implant diameter. Instruments and accessories can be found in the corresponding chapter.

Straumann® TLX: Iconic Tissue Level meets Immediacy

The design of the Straumann® TLX Implant takes into account key biological principles of hard and soft tissue healing. By moving the micro-gap away from the bone, long-term success can be ensured, and the risk of inflammation and bone resorption significantly reduced.

Straumann® TLX has been perfected for immediacy and is an excellent solution for all other indications to suit the dentist's preferred treatment protocol – ranging from immediate to conventional placement and loading.

The Straumann® TLX Implant System perfectly complements our bone-level BLX Implant System. Both systems use one common drill set and TorcFit™ connection for maximum compatibility with minimum investment.



Surgery

TLX Implants	6
Narrow TorcFit™ (NT)	6
Standard Plus Implants (SP – 1.8 mm)	6
Standard Implants (S – 2.8 mm)	7
Closure Caps and Healing Caps	8
Regular TorcFit™ (RT)	9
Standard Plus Implants (SP – 1.8 mm)	9
Standard Implants (S – 2.8 mm)	10
Closure Caps and Healing Caps	11
Wide TorcFit™ (WT)	12
Standard Plus Implants (SP – 1.8 mm)	12
Standard Implants (S – 2.8 mm)	13
Closure Caps and Healing Caps	14





Roxolid® SLActive®

Surgery

Product	Platform	Image	Material	Length	Art.-No.
Straumann® TLX SP Implant Ø 3.75 mm	NT – Narrow TorcFit™ Ø 3.5 mm Standard Plus – 1.8 mm		Roxolid®	6 mm	035.3006S
				8 mm	035.3008S
				10 mm	035.3010S
				12 mm	035.3012S
				14 mm	035.3014S
				16 mm	035.3016S
				18 mm	035.3018S
Straumann® TLX SP Implant Ø 4.5 mm				6 mm	035.3406S
				8 mm	035.3408S
				10 mm	035.3410S
				12 mm	035.3412S
				14 mm	035.3414S
				16 mm	035.3416S
				18 mm	035.3418S



Roxolid® SLA® *

Product	Platform	Image	Material	Length	Art.-No.
Straumann® TLX SP Implant Ø 3.75 mm	NT – Narrow TorcFit™ Ø 3.5 mm Standard Plus – 1.8 mm		Roxolid®	6 mm	035.2006S
				8 mm	035.2008S
				10 mm	035.2010S
				12 mm	035.2012S
				14 mm	035.2014S
				16 mm	035.2016S
				18 mm	035.2018S
Straumann® TLX SP Implant Ø 4.5 mm				6 mm	035.2406S
				8 mm	035.2408S
				10 mm	035.2410S
				12 mm	035.2412S
				14 mm	035.2414S
				16 mm	035.2416S
				18 mm	035.2418S

* Roxolid® SLA® Implants will be available in 2022.





Roxolid® SLActive®

Product	Platform	Image	Material	Length	Art.-No.
Straumann® TLX S Implant Ø 3.75 mm	NT – Narrow TorcFit™ Ø 3.5 mm Standard – 2.8 mm		Roxolid®	6 mm	035.1006S
				8 mm	035.1008S
				10 mm	035.1010S
				12 mm	035.1012S
				14 mm	035.1014S
				16 mm	035.1016S
				18 mm	035.1018S
Straumann® TLX S Implant Ø 4.5 mm				6 mm	035.1406S
				8 mm	035.1408S
				10 mm	035.1410S
				12 mm	035.1412S
				14 mm	035.1414S
				16 mm	035.1416S
				18 mm	035.1418S

Surgery

Roxolid® SLA® *

Product	Platform	Image	Material	Length	Art.-No.
Straumann® TLX S Implant Ø 3.75 mm	NT – Narrow TorcFit™ Ø 3.5 mm Standard – 2.8 mm		Roxolid®	6 mm	035.0006S
				8 mm	035.0008S
				10 mm	035.0010S
				12 mm	035.0012S
				14 mm	035.0014S
				16 mm	035.0016S
				18 mm	035.0018S
Straumann® TLX S Implant Ø 4.5 mm				6 mm	035.0406S
				8 mm	035.0408S
				10 mm	035.0410S
				12 mm	035.0412S
				14 mm	035.0414S
				16 mm	035.0416S
				18 mm	035.0418S



* Roxolid® SLA® Implants will be available in 2022.

Closure Caps

Surgery



Product	Image	Description	Material	Art.-No.
Closure Caps				
NT/RT/WT Closure Cap		∅ 2.7 mm, height 0 mm	Ti	036.3200S
		packaging 4 pieces		036.3200SV4
NT Closure Cap		∅ 4 mm, height 1.5 mm		036.0201S
		packaging 4 pieces		036.0201SV4

Healing Caps

Product	Image	Description	Material	Art.-No.
Healing Caps				
NT Healing Cap		∅ 4 mm, height 3 mm	Ti	036.0203S
		∅ 4 mm, height 4.5 mm		036.0204S





Roxolid® SLActive®

Product	Platform	Image	Material	Length	Art.-No.
Straumann® TLX SP Implant Ø 3.75 mm	RT – Regular TorcFit™ Ø 4.8 mm Standard Plus – 1.8 mm		Roxolid®	6 mm	035.3106S
				8 mm	035.3108S
				10 mm	035.3110S
				12 mm	035.3112S
				14 mm	035.3114S
				16 mm	035.3116S
				18 mm	035.3118S
Straumann® TLX SP Implant Ø 4.5 mm				6 mm	035.3506S
				8 mm	035.3508S
				10 mm	035.3510S
				12 mm	035.3512S
				14 mm	035.3514S
				16 mm	035.3516S
				18 mm	035.3518S

Surgery



Roxolid® SLA® *

Product	Platform	Image	Material	Length	Art.-No.
Straumann® TLX SP Implant Ø 3.75 mm	RT – Regular TorcFit™ Ø 4.8 mm Standard Plus – 1.8 mm		Roxolid®	6 mm	035.2106S
				8 mm	035.2108S
				10 mm	035.2110S
				12 mm	035.2112S
				14 mm	035.2114S
				16 mm	035.2116S
				18 mm	035.2118S
Straumann® TLX SP Implant Ø 4.5 mm				6 mm	035.2506S
				8 mm	035.2508S
				10 mm	035.2510S
				12 mm	035.2512S
				14 mm	035.2514S
				16 mm	035.2516S
				18 mm	035.2518S



* Roxolid® SLA® Implants will be available in 2022.

Roxolid® SLActive®

Surgery

Product	Platform	Image	Material	Length	Art.-No.
Straumann® TLX S Implant Ø 3.75 mm	RT – Regular TorcFit™ Ø 4.8 mm Standard – 2.8 mm		Roxolid®	6 mm	035.1106S
				8 mm	035.1108S
				10 mm	035.1110S
				12 mm	035.1112S
				14 mm	035.1114S
				16 mm	035.1116S
				18 mm	035.1118S
Straumann® TLX S Implant Ø 4.5 mm				6 mm	035.1506S
				8 mm	035.1508S
				10 mm	035.1510S
				12 mm	035.1512S
				14 mm	035.1514S
				16 mm	035.1516S
				18 mm	035.1518S

Roxolid® SLA® *

Product	Platform	Image	Material	Length	Art.-No.
Straumann® TLX S Implant Ø 3.75 mm	RT – Regular TorcFit™ Ø 4.8 mm Standard – 2.8 mm		Roxolid®	6 mm	035.0106S
				8 mm	035.0108S
				10 mm	035.0110S
				12 mm	035.0112S
				14 mm	035.0114S
				16 mm	035.0116S
				18 mm	035.0118S
Straumann® TLX S Implant Ø 4.5 mm				6 mm	035.0506S
				8 mm	035.0508S
				10 mm	035.0510S
				12 mm	035.0512S
				14 mm	035.0514S
				16 mm	035.0516S
				18 mm	035.0518S

* Roxolid® SLA® Implants will be available in 2022.






Closure Caps

Product	Image	Description	Material	Art.-No.
Closure Caps				
NT/RT/WT Closure Cap		Ø 2.7 mm, height 0 mm	Ti	036.3200S
		packaging 4 pieces		036.3200SV4
RT Closure Cap		Ø 5.5 mm, height 1.5 mm		036.1201S
		packaging 4 pieces		036.1201SV4



Surgery

Healing Caps



Product	Image	Description	Material	Art.-No.	
Healing Caps					
RT Healing Cap		Ø 5.5 mm, height 2 mm	Ti	036.1202S	
				Ø 5.5 mm, height 3 mm	036.1203S
				Ø 5.5 mm, height 4.5 mm	036.1204S

Roxolid® SLActive®

Surgery

Product	Platform	Image	Material	Length	Art.-No.
Straumann® TLX SP Implant Ø 5.5 mm	WT – Wide TorcFit™ Ø 6.5 mm Standard Plus – 1.8 mm		Roxolid®	6 mm	035.3706S
				8 mm	035.3708S
				10 mm	035.3710S
				12 mm	035.3712S
Straumann® TLX SP Implant Ø 6.5 mm				6 mm	035.3806S
				8 mm	035.3808S
				10 mm	035.3810S
				12 mm	035.3812S



Roxolid® SLA® *

Product	Platform	Image	Material	Length	Art.-No.
Straumann® TLX SP Implant Ø 5.5 mm	WT – Wide TorcFit™ Ø 6.5 mm Standard Plus – 1.8 mm		Roxolid®	6 mm	035.2706S
				8 mm	035.2708S
				10 mm	035.2710S
				12 mm	035.2712S
Straumann® TLX SP Implant Ø 6.5 mm				6 mm	035.2806S
				8 mm	035.2808S
				10 mm	035.2810S
				12 mm	035.2812S

* Roxolid® SLA® Implants will be available in 2022.





Roxolid® SLActive®

Product	Platform	Image	Material	Length	Art.-No.
Straumann® TLX S Implant Ø 5.5 mm	WT – Wide TorcFit™ Ø 6.5 mm Standard – 2.8 mm		Roxolid®	6 mm	035.1706S
				8 mm	035.1708S
				10 mm	035.1710S
				12 mm	035.1712S
Straumann® TLX S Implant Ø 6.5 mm			Roxolid®	6 mm	035.1806S
				8 mm	035.1808S
				10 mm	035.1810S
				12 mm	035.1812S


Surgery

Roxolid® SLA® *



Product	Platform	Image	Material	Length	Art.-No.
Straumann® TLX S Implant Ø 5.5 mm	WT – Wide TorcFit™ Ø 6.5 mm Standard – 2.8 mm		Roxolid®	6 mm	035.0706S
				8 mm	035.0708S
				10 mm	035.0710S
				12 mm	035.0712S
Straumann® TLX S Implant Ø 6.5 mm			Roxolid®	6 mm	035.0806S
				8 mm	035.0808S
				10 mm	035.0810S
				12 mm	035.0812S

* Roxolid® SLA® Implants will be available in 2022.

Closure Caps

Product	Image	Description	Material	Art.-No.
Closure Caps				
NT/RT/WT Closure Cap		∅ 2.7 mm, height 0 mm	Ti	036.3200S
		packaging 4 pieces		036.3200SV4

Healing Caps

Product	Image	Description	Material	Art.-No.	
Healing Caps					
WT Healing Cap		∅ 7.2 mm, height 2 mm	Ti	036.2202S	
				∅ 7.2 mm, height 3 mm	036.2203S
				∅ 7.2 mm, height 4.5 mm	036.2204S





When searching for prosthetic components, first specify between Narrow TorcFit™ (NT), Regular TorcFit™ (RT) and Wide TorcFit™ (WT). In this section, you will find prosthetics components, ranging from single crown to hybrid restoration. Instruments and accessories can be found in the "Instruments and Accessories" chapter.

More than just highest precision: a perfectly adjusted system

Straumann offers a wide variety of **implant-borne prosthetic solutions** for all indications – ranging from single tooth restorations to edentulous solutions. Our high-quality connection solutions, Straumann® TorcFit™, ensure **safe positioning** of the abutment on the implant and therefore **long-lasting stability**. A broad range of materials combined with a choice of screw-retained, cemented and hybrid restorations complete our portfolio.

Original on original

Straumann knows all dimensions, tolerances and materials of all Straumann implants. With this knowledge we tune the design of implants and prosthetic components perfectly to each other. High precision in manufacturing and thorough testing processes ensure the consistent quality of all original Straumann components.

Straumann® CARES® for individual CAD/CAM prosthetics




Straumann® CARES® offers you prosthetic solutions from single tooth restorations to tooth-borne dental bridges, all the way to implant-borne restorations. This is complemented by a comprehensive choice of materials and simple processes. This means precision, a high degree of efficiency and highly aesthetic results in every single product.

Prosthetics



TLX Prosthetics	18
Narrow TorcFit™ (NT)	18
Impression-taking/Master Cast Fabrication	18
Crowns and Bridges	19
Hybrid	21
Regular TorcFit™ (RT)	24
Impression-taking/Master Cast Fabrication	24
Crowns and Bridges	25
Hybrid	27
Wide TorcFit™ (WT)	30
Impression-taking/Master Cast Fabrication	30
Crowns and Bridges	31
Hybrid	33




Impression Posts

Product	Image	Description	Material	Art.-No.
Impression Posts and Analog				
NT Impression Post Open Tray		short, with guide screw, height 15 mm	TAN	036.0000
		long, with guide screw, height 21 mm		036.0001
NT Impression Post Closed Tray		with 1 guide screw & 2 caps	TAN/POM	036.0002



Digital Impression

Product	Image	Description	Material	Art.-No.
Digital Impression				
NT/RT/WT CARES® Mono Scanbody		∅ 3.8 mm, height 10 mm	PEEK/TAN	036.3220
NT Repositionable Implant Analog			Stainless steel	036.1102

Analogs

Product	Image	Description	Material	Art.-No.
Analogs				
NT Implant Analog		length 12 mm	TAN	036.0100


Temporary Restorations

Product	Image	Description	Material	Art.-No.
Temporary Abutments				
NT Temporary Abutment		for crowns, height 10.3 mm	TAN	037.0000
		for bridges, height 10.3 mm		037.0001









Cement-Retained Restoration, Cementable Abutments

Product	Image	Description	Material	Art.-No.
Cementable Abutment				
NT Cementable Abutment		straight, for crowns and bridges, abutment height 5.7 mm	TAN	037.0100
		angled, angulation 15°, abutment height 6 mm		037.0101
Burn-out Copings				
NT Burn-out Coping		for Cementable Abutment, straight, angulation 0°, for crowns, abutment height 6.2 mm	POM	037.0110
		for Cementable Abutment, straight, angulation 0°, for bridges, abutment height 6.2 mm		037.0111
		for Cementable Abutment, angled, angulation 15°, for crowns and bridges, abutment height 6.5 mm		037.0112

Screws

Product	Image	Description	Material	Art.-No.
Replacement Screws				
NT/RT/WT Basal Screw			TAN	036.3110

Cement or Screw-retained Restoration, Variobase®

Product	Image	Description	Material	Art.-No.
Variobase® Abutments				
NT Variobase® for Crown		including screw, Ø 4 mm, abutment height 5.5 mm	TAN	037.0201
NT Variobase® for Crown AS		including screw, Ø 4 mm, abutment height 6.5 mm		037.0203
NT Variobase® for Bridge/ Bar Cylindrical		including screw, abutment height 3.5 mm		037.0204
Burn-out Copings				
NT Burn-out Coping		for Variobase® for Crown, abutment height 5.5 mm	POM	037.0211
		packaging 4 pieces		037.0211V4
		angulation 25°, for Variobase® for Crown AS, abutment height 6.5 mm		037.0212
		for Variobase® for Bridge/Bar, abutment height 3.5 mm		037.0213
		packaging 4 pieces	037.0213V4	
Replacement Screws				
NT/RT/WT Basal Screw			TAN	036.3110
NT/RT/WT Basal Screw AS				036.3111

Novaloc®

Product	Image	Description	Material	Art.-No.
Impression-taking/Master Cast Fabrication				
Forming/Fixing Matrix		red, packaging 4 pieces	PEEK	2010.722-STM
Model Analog Ø 4 mm		blue, packaging 4 pieces	Al	2010.721-STM
Model analogue		red, angled, angulation 15°, packaging 4 pieces		2010.720-STM

Novaloc® Abutments 0°				
NT Novaloc®		straight, angulation 0°, H1	TAV	037.0500
		straight, angulation 0°, H2		037.0501
		straight, angulation 0°, H3		037.0502
		straight, angulation 0°, H4		037.0503
		straight, angulation 0°, H5		037.0504
		straight, angulation 0°, H6		037.0505

Novaloc® Abutments 15°				
NT Novaloc®		angled, angulation 15°, H2	TAV	037.0510
		angled, angulation 15°, H3		037.0511
		angled, angulation 15°, H4		037.0512
		angled, angulation 15°, H5		037.0513
		angled, angulation 15°, H6		037.0514


TLX Novaloc® Matrix Dimensions

	A	H
Novaloc® Matrix	2.3	1.4



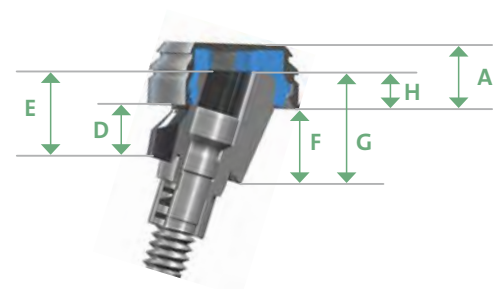
TLX Novaloc® Straight Abutment Dimensions

		B	C
TLX NT	Novaloc® H1	1.35	2.75
	Novaloc® H2	2.35	3.75
	Novaloc® H3	3.35	4.75
	Novaloc® H4	4.35	5.75
	Novaloc® H5	5.35	6.75
	Novaloc® H6	6.35	7.75














TLX Novaloc® Angled Abutment Dimensions








		Short side		Long side	
		D	E	F	G
TLX NT	Novaloc® H2	1.8	3.2	2.7	4.1
	Novaloc® H3	2.7	4.1	3.7	5.1
	Novaloc® H4	3.7	5.1	4.6	6.0
	Novaloc® H5	4.7	6.1	5.6	7.0
	Novaloc® H6	5.6	7.0	6.6	8.0



Novaloc® Processing Packages and Matrix Housings

Product	Image	Description	Material	Art.-No.
Processing Packages				
Processing Package Titanium		includes: Titanium Matrix Housing (including Mounting Insert), white Retention Insert (light), yellow Retention Insert (medium), green Retention Insert (strong), Mounting Collar (silicone), packaging 2 pieces	Ti/POM/ PEEK/Silicone	2010.601- STM
Processing Package PEEK		includes: PEEK Matrix Housing including Mounting Insert), white Retention Insert (light), yellow Retention Insert (medium), green Retention Insert (strong), Mounting Collar (silicone), packaging 2 pieces	PEEK/POM/ Silicone	2010.611- STM
Retention Inserts				
Novaloc® Retention Insert		red, extra-light, approx. 300 g, packaging 4 pieces	PEEK	2010.710- STM
		white, light, approx. 750 g, packaging 4 pieces		2010.711- STM
		yellow, medium, approx. 1200 g, packaging 4 pieces		2010.712- STM
		green, strong, approx. 1650 g, packaging 4 pieces		2010.713- STM
		blue, extra-strong, approx. 2100 g, packaging 4 pieces		2010.714- STM
		black, ultra-strong, approx. 2550 g, packaging 4 pieces		2010.715- STM
Matrix Housings				
Matrix Housing, Titanium		including Mounting Insert, packaging 4 pieces	Titanium/ POM	2010.701- STM
Matrix Housing, PEEK			PEEK/POM	2010.702- STM
Matrix Housing with Attachment Option			Titanium/ POM	2010.703- STM




Novaloc® Tools and Auxiliary Parts

Product	Image	Description	Material	Art.-No.
Equipment Box		including 3 tools: 2010.731-STM Demounting Tool for Mounting Insert and Model Analog Reposition Aid (blue), 2010.741-STM Mounting and Demounting Tool for Retention Inserts (brown), 2010.751-STM Matrix Housing Extractor (gray)		2010.101-STM
Processing Spacer		white, packaging 4 pieces	POM	2010.723-STM
Mounting Collar		packaging 10 pieces	Silicone	2010.724-STM
Mounting Insert		packaging 4 pieces	POM	2010.725-STM
Demounting Tool for Mounting Inserts and Model Analog Reposition Aid		blue	Al/Steel	2010.731-STM
Mounting and Demounting Tool for Retention Inserts		brown		2010.741-STM
Matrix Housing Extractor		gray		2010.751-STM



The Novaloc matrix system is also compatible with LOCATOR® abutments.




Impression Posts

Product	Image	Description	Material	Art.-No.
Impression Posts and Analog				
RT Impression Post Open Tray		short, with guide screw, height 15 mm	TAN	036.1000
		long, with guide screw, height 21 mm		036.1001
RT Impression Post Closed Tray		with 1 guide screw & 2 caps	TAN/POM	036.1002



Digital Impression

Product	Image	Description	Material	Art.-No.
Digital Impression				
NT/RT/WT CARES® Mono Scanbody		Ø 3.8 mm, height 10 mm	PEEK/TAN	036.3220
RT Repositionable Implant Analog			Stainless steel	036.2100


Analogs

Product	Image	Description	Material	Art.-No.
Analogs				
RT Implant Analog		length 12 mm	TAN	036.0102


Temporary Restorations

Product	Image	Description	Material	Art.-No.
Temporary Abutments				
RT Temporary Abutment		for crowns, height 10.3 mm	TAN	037.1000
		for bridges, height 10.3 mm		037.1001








Cement-Retained Restoration, Cementable Abutments

Product	Image	Description	Material	Art.-No.
Cementable Abutment				
RT Cementable Abutment		straight, for crowns and bridges, abutment height 5.7 mm	TAN	037.1100
		angled, angulation 15°, abutment height 6 mm		037.1101
Burn-out Copings				
RT Burn-out Coping		for Cementable Abutment, straight, angulation 0°, for crowns, abutment height 6.2 mm	POM	037.1110
		for Cementable Abutment, straight, angulation 0°, for bridges, abutment height 6.2 mm		037.1111
		for Cementable Abutment, angled, angulation 15°, for crowns and bridges, abutment height 6.5 mm		037.1112

Screws

Product	Image	Description	Material	Art.-No.
Replacement Screws				
NT/RT/WT Basal Screw			TAN	036.3110

Cement or Screw-retained Restoration, Variobase®

Product	Image	Description	Material	Art.-No.
Variobase® Abutments				
RT Variobase® for Crown		including screw, Ø 5 mm, abutment height 6 mm	TAN	037.1201
RT Variobase® for Crown AS		including screw, Ø 5 mm, abutment height 7 mm		037.1203
RT Variobase® for Bridge/ Bar Cylindrical		including screw, abutment height 4 mm		037.1204
Burn-out Copings				
RT Burn-out Coping		for Variobase® for Crown, abutment height 6 mm	POM	037.1211
		packaging 4 pieces		037.1211V4
		angulation 25°, for Variobase® for Crown AS, abutment height 7 mm		037.1212
		for Variobase® for Bridge/Bar, abutment height 4 mm		037.1213
		packaging 4 pieces	037.1213V4	
Replacement Screws				
NT/RT/WT Basal Screw			TAN	036.3110
NT/RT/WT Basal Screw AS				036.3111

Product	Image	Description	Material	Art.-No.
Impression-taking/Master Cast Fabrication				
Forming/Fixing Matrix		red, packaging 4 pieces	PEEK	2010.722-STM
Model Analog Ø 4 mm		blue, packaging 4 pieces	Al	2010.721-STM
Model analogue		red, angled, angulation 15°, packaging 4 pieces		2010.720-STM

Novaloc® Abutments 0°				
RT Novaloc®		straight, angulation 0°, H1	TAV	037.1500
		straight, angulation 0°, H2		037.1501
		straight, angulation 0°, H3		037.1502
		straight, angulation 0°, H4		037.1503
		straight, angulation 0°, H5		037.1504
		straight, angulation 0°, H6		037.1505

Novaloc® Abutments 15°				
RT Novaloc®		angled, angulation 15°, H2	TAV	037.1510
		angled, angulation 15°, H3		037.1511
		angled, angulation 15°, H4		037.1512
		angled, angulation 15°, H5		037.1513
		angled, angulation 15°, H6		037.1514


TLX Novaloc® Matrix Dimensions

	A	H
Novaloc® Matrix	2.3	1.4



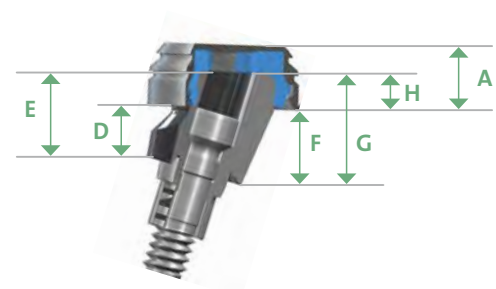
TLX Novaloc® Straight Abutment Dimensions

		B	C
TLX RT	Novaloc® H1	1.5	2.9
	Novaloc® H2	2.5	3.9
	Novaloc® H3	3.5	4.9
	Novaloc® H4	4.5	5.9
	Novaloc® H5	5.5	6.9
	Novaloc® H6	6.5	7.9









TLX Novaloc® Angled Abutment Dimensions








		Short side		Long side	
		D	E	F	G
TLX RT	Novaloc® H2	1.8	3.2	3.0	4.4
	Novaloc® H3	2.7	4.1	4.0	5.4
	Novaloc® H4	3.7	5.1	5.0	6.4
	Novaloc® H5	4.7	6.1	5.9	7.3
	Novaloc® H6	5.6	7.0	6.9	8.3



Novaloc® Processing Packages and Matrix Housings

Product	Image	Description	Material	Art.-No.
Processing Packages				
Processing Package Titanium		includes: Titanium Matrix Housing (including Mounting Insert), white Retention Insert (light), yellow Retention Insert (medium), green Retention Insert (strong), Mounting Collar (silicone), packaging 2 pieces	Ti/POM/ PEEK/Silicone	2010.601- STM
Processing Package PEEK		includes: PEEK Matrix Housing including Mounting Insert), white Retention Insert (light), yellow Retention Insert (medium), green Retention Insert (strong), Mounting Collar (silicone), packaging 2 pieces	PEEK/POM/ Silicone	2010.611- STM
Retention Inserts				
Novaloc® Retention Insert		red, extra-light, approx. 300 g, packaging 4 pieces	PEEK	2010.710- STM
		white, light, approx. 750 g, packaging 4 pieces		2010.711- STM
		yellow, medium, approx. 1200 g, packaging 4 pieces		2010.712- STM
		green, strong, approx. 1650 g, packaging 4 pieces		2010.713- STM
		blue, extra-strong, approx. 2100 g, packaging 4 pieces		2010.714- STM
		black, ultra-strong, approx. 2550 g, packaging 4 pieces		2010.715- STM
Matrix Housings				
Matrix Housing, Titanium		including Mounting Insert, packaging 4 pieces	Titanium/ POM	2010.701- STM
Matrix Housing, PEEK			PEEK/POM	2010.702- STM
Matrix Housing with Attachment Option			Titanium/ POM	2010.703- STM




Novaloc® Tools and Auxiliary Parts

Product	Image	Description	Material	Art.-No.
Equipment Box		including 3 tools: 2010.731-STM Demounting Tool for Mounting Insert and Model Analog Reposition Aid (blue), 2010.741-STM Mounting and Demounting Tool for Retention Inserts (brown), 2010.751-STM Matrix Housing Extractor (gray)		2010.101-STM
Processing Spacer		white, packaging 4 pieces	POM	2010.723-STM
Mounting Collar		packaging 10 pieces	Silicone	2010.724-STM
Mounting Insert		packaging 4 pieces	POM	2010.725-STM
Demounting Tool for Mounting Inserts and Model Analog Reposition Aid		blue	Al/Steel	2010.731-STM
Mounting and Demounting Tool for Retention Inserts		brown		2010.741-STM
Matrix Housing Extractor		gray		2010.751-STM



The Novaloc matrix system is also compatible with LOCATOR® abutments.




Impression Posts

Product	Image	Description	Material	Art.-No.
Impression Posts and Analog				
WT Impression Post Open Tray		short, with guide screw, height 15 mm	TAN	036.2000
		long, with guide screw, height 21 mm		036.2001
WT Impression Post Closed Tray		with 1 guide screw & 2 caps	TAN/POM	036.2002



Digital Impression

Product	Image	Description	Material	Art.-No.
Digital Impression				
NT/RT/WT CARES® Mono Scanbody		∅ 3.8 mm, height 10 mm	PEEK/TAN	036.3220
WT Repositionable Implant Analog			Stainless steel	036.2102

Analogs

Product	Image	Description	Material	Art.-No.
Analogs				
WT Implant Analog		length 12 mm	TAN	036.1100


Temporary Restorations

Product	Image	Description	Material	Art.-No.
Temporary Abutments				
WT Temporary Abutment		for crowns, height 10.3 mm	TAN	037.2000
		for bridges, height 10.3 mm		037.2001







Cement-Retained Restoration, Cementable Abutments

Product	Image	Description	Material	Art.-No.
Cementable Abutment				
WT Cementable Abutment		straight, for crowns and bridges, abutment height 6 mm	TAN	037.2100
		angled, angulation 15°, abutment height 6 mm		037.2101
Burn-out Copings				
WT Burn-out Coping		for Cementable Abutment, straight, angulation 0°, for crowns, abutment height 6.5 mm	POM	037.2110
		for Cementable Abutment, straight, angulation 0°, for bridges, abutment height 6.5 mm		037.2111
		for Cementable Abutment, angled, angulation 15°, for crowns and bridges, abutment height 6.5 mm		037.2112

Screws

Product	Image	Description	Material	Art.-No.
Replacement Screws				
NT/RT/WT Basal Screw			TAN	036.3110

Cement or Screw-retained Restoration, Variobase®

Product	Image	Description	Material	Art.-No.
Variobase® Abutments				
WT Variobase® for Crown		including screw, Ø 7 mm, abutment height 6.5 mm	TAN	037.2201
WT Variobase® for Crown AS		including screw, Ø 7 mm, abutment height 7.5 mm		037.2203
WT Variobase® for Bridge/Bar Cylindrical		including screw, abutment height 4.5 mm		037.2204
Burn-out Copings				
WT Burn-out Coping		for Variobase® for Crown, abutment height 6.5 mm	POM	037.2211
		packaging 4 pieces		037.2211V4
		angulation 25°, for Variobase® for Crown AS, abutment height 7.5 mm		037.2212
		for Variobase® for Bridge/Bar, abutment height 4.5 mm		037.2213
		packaging 4 pieces		037.2213V4
Replacement Screws				
NT/RT/WT Basal Screw			TAN	036.3110
NT/RT/WT Basal Screw AS				036.3111

Novaloc®

Product	Image	Description	Material	Art.-No.
Impression-taking/Master Cast Fabrication				
Forming/Fixing Matrix		red, packaging 4 pieces	PEEK	2010.722-STM
Model Analog Ø 4 mm		blue, packaging 4 pieces	Al	2010.721-STM
Model analogue		red, angled, angulation 15°, packaging 4 pieces		2010.720-STM

Novaloc® Abutments 0°				
WT Novaloc®		straight, angulation 0°, H1	TAV	037.2500
		straight, angulation 0°, H2		037.2501
		straight, angulation 0°, H3		037.2502
		straight, angulation 0°, H4		037.2503
		straight, angulation 0°, H5		037.2504
		straight, angulation 0°, H6		037.2505

Novaloc® Abutments 15°				
WT Novaloc®		angled, angulation 15°, H2	TAV	037.2510
		angled, angulation 15°, H3		037.2511
		angled, angulation 15°, H4		037.2512
		angled, angulation 15°, H5		037.2513
		angled, angulation 15°, H6		037.2514


TLX Novaloc® Matrix Dimensions

	A	H
Novaloc® Matrix	2.3	1.4



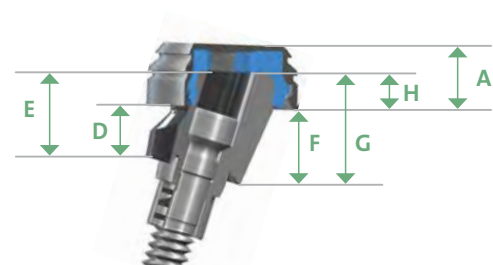
TLX Novaloc® Straight Abutment Dimensions

		B	C
TLX WT	Novaloc® H1	1.7	3.1
	Novaloc® H2	2.7	4.1
	Novaloc® H3	3.7	5.1
	Novaloc® H4	4.7	6.1
	Novaloc® H5	5.7	7.1
	Novaloc® H6	6.7	8.1









TLX Novaloc® Angled Abutment Dimensions

		Short side		Long side	
		D	E	F	G
TLX WT	Novaloc® H2	1.8	3.2	3.5	4.9
	Novaloc® H3	2.7	4.1	4.4	5.8
	Novaloc® H4	3.7	5.1	5.4	6.8
	Novaloc® H5	4.7	6.1	6.4	7.8
	Novaloc® H6	5.6	7.0	7.3	8.7










Novaloc® Processing Packages and Matrix Housings

Product	Image	Description	Material	Art.-No.
Processing Packages				
Processing Package Titanium		includes: Titanium Matrix Housing (including Mounting Insert), white Retention Insert (light), yellow Retention Insert (medium), green Retention Insert (strong), Mounting Collar (silicone), packaging 2 pieces	Ti/POM/ PEEK/Silicone	2010.601-STM
Processing Package PEEK		includes: PEEK Matrix Housing including Mounting Insert), white Retention Insert (light), yellow Retention Insert (medium), green Retention Insert (strong), Mounting Collar (silicone), packaging 2 pieces	PEEK/POM/ Silicone	2010.611-STM
Retention Inserts				
Novaloc® Retention Insert		red, extra-light, approx. 300 g, packaging 4 pieces	PEEK	2010.710-STM
		white, light, approx. 750 g, packaging 4 pieces		2010.711-STM
		yellow, medium, approx. 1200 g, packaging 4 pieces		2010.712-STM
		green, strong, approx. 1650 g, packaging 4 pieces		2010.713-STM
		blue, extra-strong, approx. 2100 g, packaging 4 pieces		2010.714-STM
		black, ultra-strong, approx. 2550 g, packaging 4 pieces		2010.715-STM
Matrix Housings				
Matrix Housing, Titanium		including Mounting Insert, packaging 4 pieces	Titanium/ POM	2010.701-STM
Matrix Housing, PEEK			PEEK/POM	2010.702-STM
Matrix Housing with Attachment Option			Titanium/ POM	2010.703-STM



Novaloc® Tools and Auxiliary Parts

Product	Image	Description	Material	Art.-No.
Equipment Box		including 3 tools: 2010.731-STM Demounting Tool for Mounting Insert and Model Analog Reposition Aid (blue), 2010.741-STM Mounting and Demounting Tool for Retention Inserts (brown), 2010.751-STM Matrix Housing Extractor (gray)		2010.101-STM
Processing Spacer		white, packaging 4 pieces	POM	2010.723-STM
Mounting Collar		packaging 10 pieces	Silicone	2010.724-STM
Mounting Insert		packaging 4 pieces	POM	2010.725-STM
Demounting Tool for Mounting Inserts and Model Analog Reposition Aid		blue	Al/Steel	2010.731-STM
Mounting and Demounting Tool for Retention Inserts		brown		2010.741-STM
Matrix Housing Extractor		gray		2010.751-STM

The Novaloc matrix system is also compatible with LOCATOR® abutments.





In this chapter you will find a comprehensive list of instruments and accessories for implants and prosthetic treatments.

More than just accessories: the basis of flawless execution

On the following pages, you will find **all the important instruments and demonstration materials** that complement the Straumann® TLX surgical and prosthetics portfolio, from drills and surgical cassettes to prosthetic auxiliary parts, screws and storage systems.

Straumann® Modular Cassette Selection Guide

The selection guide helps to define the required Modular Cassette parts and instruments needed for a specific indication. Each chapter includes an order list as well as a set-up overview which shows how to assemble the parts.



Art. Nr. 707824

Instruments and Accessories

Surgery	38
Planning Aids	38
Implant Bed Preparation Instruments	39
Instruments and Tools	41
Guided Surgery	43
Prosthetics	46
Prosthetic Tools	46
Storage Systems and Cassettes	48





Planning Aids

















Product	Image	Description	Material	Art.-No.
X-ray Reference Sphere				
X-ray Reference Sphere		Ø 5 mm, packaging 4 pieces, for single use	Stainless steel	049.076V4
X-ray Templates				
X-ray Reference Foil		for TLX Implants		036.3400













Needle Drills

Product	Image	Description	Material	Art.-No.
Needle Drills				
Needle Drill		short, Ø 1.6 mm, length 33 mm	Stainless steel	026.0054
		long, Ø 1.6 mm, length 41 mm		026.0056


















VeloDrill™

Product	Image	Description	Material	Art.-No.
X VeloDrill™				
X Pilot VeloDrill™		short, Ø 2.2 mm, length 34 mm	Stainless steel	066.1301
X VeloDrill™		short, Ø 2.8 mm, length 34 mm		066.1302
		short, Ø 3.2 mm, length 34 mm		066.1303
		short, Ø 3.5 mm, length 34 mm		066.1304
		short, Ø 3.7 mm, length 34 mm		066.1305
		short, Ø 4.2 mm, length 34 mm		066.1306
		short, Ø 4.7 mm, length 34 mm		066.1307
		short, Ø 5.2 mm, length 34 mm		066.1308
		short, Ø 6.2 mm, length 34 mm		066.1309
X Pilot VeloDrill™		long, Ø 2.2 mm, length 42 mm		066.1701
X VeloDrill™		long, Ø 2.8 mm, length 42 mm	066.1702	
		long, Ø 3.2 mm, length 42 mm	066.1703	
		long, Ø 3.5 mm, length 42 mm	066.1704	
		long, Ø 3.7 mm, length 42 mm	066.1705	
		long, Ø 4.2 mm, length 42 mm	066.1706	
		long, Ø 4.7 mm, length 42 mm	066.1707	













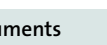

Alignment Pins and Depth Gauges

Product	Image	Description	Material	Art.-No.
Alignment Pins and Depth Gauges				
Alignment Pin		length 27 mm, Ø 2.2 mm	TAN	046.799
Depth Gauge		length 27 mm, Ø 2.8 mm		046.800
		length 27 mm, Ø 3.2 mm		046.801
		length 27 mm, Ø 3.5 mm		046.802
		length 27 mm, Ø 3.7 mm		046.803
		length 27 mm, Ø 4.2 mm		046.804
		length 27 mm, Ø 4.7 mm		046.805
		length 27 mm, Ø 5.2 mm		046.806
		length 27 mm, Ø 6.2 mm		046.807
	Implant Depth Gauge			Ø 1.5/2.0 mm

Auxiliary Instruments



























Product	Image	Description	Material	Art.-No.
Implant Drivers				
TorcFit™ Implant Driver		Surgical Handle	Stainless steel	066.4000
		for handpiece, short, length 21 mm		066.4101
		for handpiece, medium, length 26 mm		066.4107
		for handpiece, long, length 31 mm		066.4102
		for handpiece, extra long, length 36 mm		066.4108
		for Ratchet, short, length 21 mm		066.4201
		for Ratchet, medium, length 26 mm		066.4207
		for Ratchet, long, length 31 mm		066.4202
TorcFit™ Implant Driver screw-retained		for Ratchet, screw-retained, short		066.4205
		for Ratchet, screw-retained, long		066.4206
Instruments				
Ratchet		including Service Instruments, length 84 mm	Stainless steel	046.119
Torque Control Device		for Ratchet, length 82 mm		046.049
BLX Torque Control Device		for Ratchet, surgical, length 82 mm		066.1100
Holding Key		length 85 mm		046.064
Cleaning Brush		for Ratchet, length 100 mm, Ø 4.5 mm, packaging 4 pieces	Stainless steel/Nylon	045.111V4
Instrument Tweezers		length 140 mm	Stainless steel	046.110
Tweezers		with titanium plasma-coated tips, length 105 mm	Stainless steel/Ti	046.095

Auxiliary Instruments








Product	Image	Description	Material	Art.-No.
Screwdrivers				
SCS Screwdriver		for Ratchet, extra short, length 15 mm	Stainless steel	046.400
		for Ratchet, short, length 21 mm		046.401
		for Ratchet, long, length 27 mm		046.402
		for handpiece, extra-short, length 20 mm		046.410
		for handpiece, short, length 26 mm		046.411
		for handpiece, long, length 32 mm		046.412
AS Screwdriver		for Ratchet, extra-short, length 15 mm	Stainless steel	046.786
		for Ratchet, short, length 21 mm		046.787
		for Ratchet, long, length 27 mm		046.788
		for handpiece, extra-short, length 20 mm		046.789
		for handpiece, short, length 26 mm		046.790
		for handpiece, long, length 32 mm		046.791
AS Screwdriver Handling Aid				046.792
Miscellaneous Auxiliary Instruments				
Drill Extender		length 23 mm	Stainless steel	040.563








Implant Bed Preparation Instruments

Product	Image	Description	Material	Art.-No.
Guided Milling Cutters				
Milling Cutter		guided, length 32.5 mm, Ø 2.2 mm	Stainless steel	026.0144
		guided, length 32.5 mm, Ø 2.8 mm		034.215
		guided, length 32.5 mm, Ø 3.5 mm		034.415
		guided, length 32.5 mm, Ø 4.2 mm		034.615
Mucosa Punch		guided, length 30 mm, Ø 3.4 mm		034.010
		guided, length 30 mm, Ø 4 mm		034.011
		guided, length 30 mm, Ø 4.7 mm		034.012
Profile Drills				
RT Profile Drill		short, for implants Ø 3.75 / Ø 4.8 mm	Stainless steel	036.3300
		long, for implants Ø 3.75 / Ø 4.8 mm		036.3301
WT Profile Drill		short, for implants Ø 5.5 / Ø 6.5 mm		036.3302
		long, for implants Ø 5.5 / Ø 6.5 mm		036.3303
Guided X VeloDrill™				
X Pilot VeloDrill™		short, Ø 2.2 mm, length 34 mm	Stainless steel	066.1301
X VeloDrill™		short, Ø 2.8 mm, length 34 mm		066.1302
		short, Ø 3.2 mm, length 34 mm		066.1303
		short, Ø 3.5 mm, length 34 mm		066.1304
		short, Ø 3.7 mm, length 34 mm		066.1305
		short, Ø 4.2 mm, length 34 mm		066.1306
		short, Ø 4.7 mm, length 34 mm		066.1307
		short, Ø 5.2 mm, length 34 mm		066.1308
		short, Ø 6.2 mm, length 34 mm		066.1309
X Pilot VeloDrill™		medium, Ø 2.2 mm, length 38 mm		066.1501
X VeloDrill™		medium, Ø 2.8 mm, length 38 mm		066.1502
		medium, Ø 3.2 mm, length 38 mm		066.1503
		medium, Ø 3.5 mm, length 38 mm		066.1504
		medium, Ø 3.7 mm, length 38 mm		066.1505
		medium, Ø 4.2 mm, length 38 mm		066.1506




Implant Bed Preparation Instruments

Product	Image	Description	Material	Art.-No.
X Pilot VeloDrill™		long, Ø 2.2 mm, length 42 mm	Stainless steel	066.1701
X VeloDrill™		long, Ø 2.8 mm, length 42 mm		066.1702
		long, Ø 3.2 mm, length 42 mm		066.1703
		long, Ø 3.5 mm, length 42 mm		066.1704
		long, Ø 3.7 mm, length 42 mm		066.1705
		long, Ø 4.2 mm, length 42 mm		066.1706
		long, Ø 4.7 mm, length 42 mm		066.1707

















Guided Implant Drivers

Product	Image	Description	Material	Art.-No.
Implant Drivers				
TorcFit™ Guided Implant Driver		for Ratchet, for TLX S, guided, length 30.7 mm	Stainless steel	037.3000
		for handpiece, for TLX S, guided, length 36 mm		037.3001
		for Ratchet, for TLX SP, guided, length 30.7 mm		037.3002
		for handpiece, for TLX SP, guided, length 36 mm		037.3003
Stop Key				034.006




Auxiliary Instruments

Product	Image	Description	Material	Art.-No.
Drill Handle				
Drill Handle		self-locking, stop 1/3 mm, Ø 2.2 mm	Stainless steel	034.291
		self-locking, stop 1/3 mm, Ø 2.8 mm		034.292
		self-locking, stop 1/3 mm, Ø 3.2 mm		034.293
		self-locking, stop 1/3 mm, Ø 3.5 mm		034.294
		self-locking, stop 1/3 mm, Ø 3.7 mm		034.295
		self-locking, stop 1/3 mm, Ø 4.2 mm		034.296
Template Fixation				
Template Fixation Pin		guided, Ø 5/2.8 mm	Stainless steel	034.285
		guided, Ø 5/3.2 mm		034.286
		guided, Ø 5/3.5 mm		034.287
		guided, Ø 5/3.7 mm		034.288
		guided, Ø 5/4.2 mm		034.289
		guided, Ø 2.8/2.8 mm		034.298
Template Fixation Pin		Drill for Template Fixation Pin, Ø 1.3 mm	Ti	034.284
		Ø 1.3 mm		034.282









Prosthetic Tools

Product	Image	Description	Material	Art.-No.
Tool				
Ratchet		including Service Instruments, length 84 mm	Stainless steel	046.119
Torque Control Device		for Ratchet, length 82 mm		046.049
Cleaning Brush		for Ratchet, length 100 mm, Ø 4.5 mm, packaging 4 pieces	Stainless steel/Nylon	045.111V4
SCS Screwdriver				
SCS Screwdriver		for Ratchet, extra short, length 15 mm	Stainless steel	046.400
		for Ratchet, short, length 21 mm		046.401
		for Ratchet, long, length 27 mm		046.402
		for handpiece, extra-short, length 20 mm		046.410
		for handpiece, short, length 26 mm		046.411
		for handpiece, long, length 32 mm		046.412
AS Screwdriver		for Ratchet, extra-short, length 15 mm	046.786	
		for Ratchet, short, length 21 mm	046.787	
		for Ratchet, long, length 27 mm	046.788	
		for handpiece, extra-short, length 20 mm	046.789	
		for handpiece, short, length 26 mm	046.790	
		for handpiece, long, length 32 mm	046.791	
AS Screwdriver Handling Aid				046.792









Prosthetic Tools

Product	Image	Description	Material	Art.-No.
Tool for Bar				
Activator Set		for all bar matrices, three-part, length 50 mm	Stainless steel	046.150
Deactivator		for Dolder® Bar Matrix, mini, length 66 mm	Grilon BS/ Brass	046.151
		for Dolder® Bar Matrix, standard, length 66 mm		046.152








TLX Cassettes, Non-guided

Product	Image	Description	Material	Art.-No.
Straumann® Modular Cassette		A Module		041.761
A Module, Grommet Tray		3 small, 3 large grommets		041.764
		6 small grommets		041.762
A Module, Ratchet Tray		for Ratchet 046.119, Torque Device 046.049 or 066.1100 and Holding Key 046.064		041.766
A Module, Tweezer Tray		for Tweezer 046.095		041.770
A Module, Implant Depth Gauge Tray		for Implant Depth Gauge 066.2000		041.771
Straumann® Modular Cassette		B Module		041.776
B Module, Fully Tapered Tray				041.777

TLX Cassettes, Guided

Product	Image	Description	Material	Art.-No.
Straumann® Modular Cassette		A Module		041.761
A Module, Grommet Tray		3 small, 3 large grommets		041.764
A Module, Ratchet Tray		for Ratchet 046.119, Torque Device 046.049 or 066.1100 and Holding Key 046.064		041.766
A Module, Stop Key Tray		for Stop Key 034.006		041.768
A Module, Implant Depth Gauge Tray		for Implant Depth Gauge 066.2000		041.771
Straumann® Modular Cassette		B Module		041.776
B Module, Guided Fully Tapered Tray				041.780
Straumann® Modular Cassette		C Module, Guided Surgery		041.772

Auxiliary Instruments

Product	Image	Description	Material	Art.-No.
A Module, Grommet Tray		6 small grommets		041.762
		6 large grommets		041.763
		3 medium, 3 large grommets		041.765
A Module, Tweezer Tray		for Tweezer 046.095		041.770
Straumann® Modular Cassette		C Module, Spare Tools		041.773
Ultrasonic Mat		mat for ultrasonic baths		041.774
Spare Label Plate		Label plates for the different Implant Systems		041.775

Instruments and Accessories







Information and Index:

For a quick and easy overview, you can find all Straumann products listed by item number with the corresponding page numbers. Furthermore, you can find important advice and additional information on Straumann and Straumann products.

Information and Index

Index

54



Index by item number

Art.No.	Article	Page
026.0054	Needle Drill, short, Ø 1.6mm, L 33mm, stainless steel	39
026.0056	Needle Drill, long, Ø 1.6mm, L 41mm, stainless steel	39
026.0144	Milling cutter, Ø 2.2mm, guided, stainless steel	43
034.006	Stop key for guided implants, S/SP/TE/BL, stainless steel	44
034.010	Mucosa punch Ø 3.4mm, guided, L 30mm, stainless steel	43
034.011	Mucosa punch Ø 4.0mm, guided, L 30mm, stainless steel	43
034.012	Mucosa punch Ø 4.7mm, guided, L 30mm, stainless steel	43
034.215	Milling cutter, Ø 2.8mm, guided, L 32.5mm, stainless steel	43
034.282	Template Fixation Pin, Ø 1.3mm, Ti	45
034.284	Drill for Template Fixation Pin, Ø 1.3mm, stainless steel	45
034.285	Template Fixation Pin, Ø 5/2.8mm, guided, stainless steel	45
034.286	Template Fixation Pin, Ø 5/3.2mm, guided, stainless steel	45
034.287	Template Fixation Pin, Ø 5/3.5mm, guided, stainless steel	45
034.288	Template Fixation Pin, Ø 5/3.7mm, guided, stainless steel	45
034.289	Template Fixation Pin, Ø 5/4.2mm, guided, stainless steel	45
034.291	Drill handle, self-locking, Ø 2.2mm, 1mm/3mm stop, stainless steel, self-locking, Ø 2.2mm, 1mm/3mm stop, stainless steel	45
034.292	Drill handle, self-locking, Ø 2.8mm, 1mm/3mm stop, stainless steel, self-locking, Ø 2.8mm, 1mm/3mm stop, stainless steel	45
034.293	Drill handle, self-locking, Ø 3.2mm, 1mm/3mm stop, stainless steel	45
034.294	Drill handle, self-locking, Ø 3.5mm, 1mm/3mm stop, stainless steel, self-locking, Ø 3.5mm, 1mm/3mm stop, stainless steel	45
034.295	Drill handle, self-locking, Ø 3.7mm, 1mm/3mm stop, stainless steel	45
034.296	Drill handle, self-locking, Ø 4.2mm, 1mm/3mm stop, stainless steel, self-locking, Ø 4.2mm, 1mm/3mm stop, stainless steel	45
034.298	Template Fixation Pin, Ø 2.8/2.8mm, guided, stainless steel	45
034.415	Milling cutter, Ø 3.5mm, guided, L 32.5mm, stainless steel	43
034.615	Milling cutter, Ø 4.2mm, guided, L 32.5mm, stainless steel	43
035.0006S	TLX S Implant, Ø 3.75mm NT, SLA® 6mm, Roxolid®	7
035.0008S	TLX S Implant, Ø 3.75mm NT, SLA® 8mm, Roxolid®	7
035.0010S	TLX S Implant, Ø 3.75mm NT, SLA® 10mm, Roxolid®	7
035.0012S	TLX S Implant, Ø 3.75mm NT, SLA® 12mm, Roxolid®	7
035.0014S	TLX S Implant, Ø 3.75mm NT, SLA® 14mm, Roxolid®	7
035.0016S	TLX S Implant, Ø 3.75mm NT, SLA® 16mm, Roxolid®	7
035.0018S	TLX S Implant, Ø 3.75mm NT, SLA® 18mm, Roxolid®	7
035.0106S	TLX S Implant, Ø 3.75mm RT, SLA® 6mm, Roxolid®	10
035.0108S	TLX S Implant, Ø 3.75mm RT, SLA® 8mm, Roxolid®	10
035.0110S	TLX S Implant, Ø 3.75mm RT, SLA® 10mm, Roxolid®	10
035.0112S	TLX S Implant, Ø 3.75mm RT, SLA® 12mm, Roxolid®	10
035.0114S	TLX S Implant, Ø 3.75mm RT, SLA® 14mm, Roxolid®	10
035.0116S	TLX S Implant, Ø 3.75mm RT, SLA® 16mm, Roxolid®	10
035.0118S	TLX S Implant, Ø 3.75mm RT, SLA® 18mm, Roxolid®	10
035.0406S	TLX S Implant, Ø 4.5mm NT, SLA® 6mm, Roxolid®	7
035.0408S	TLX S Implant, Ø 4.5mm NT, SLA® 8mm, Roxolid®	7
035.0410S	TLX S Implant, Ø 4.5mm NT, SLA® 10mm, Roxolid®	7
035.0412S	TLX S Implant, Ø 4.5mm NT, SLA® 12mm, Roxolid®	7
035.0414S	TLX S Implant, Ø 4.5mm NT, SLA® 14mm, Roxolid®	7
035.0416S	TLX S Implant, Ø 4.5mm NT, SLA® 16mm, Roxolid®	7
035.0418S	TLX S Implant, Ø 4.5mm NT, SLA® 18mm, Roxolid®	7
035.0506S	TLX S Implant, Ø 4.5mm RT, SLA® 6mm, Roxolid®	10
035.0508S	TLX S Implant, Ø 4.5mm RT, SLA® 8mm, Roxolid®	10
035.0510S	TLX S Implant, Ø 4.5mm RT, SLA® 10mm, Roxolid®	10
035.0512S	TLX S Implant, Ø 4.5mm RT, SLA® 12mm, Roxolid®	10
035.0514S	TLX S Implant, Ø 4.5mm RT, SLA® 14mm, Roxolid®	10
035.0516S	TLX S Implant, Ø 4.5mm RT, SLA® 16mm, Roxolid®	10
035.0518S	TLX S Implant, Ø 4.5mm RT, SLA® 18mm, Roxolid®	10
035.0706S	TLX S Implant, Ø 5.5mm WT, SLA® 6mm, Roxolid®	13
035.0708S	TLX S Implant, Ø 5.5mm WT, SLA® 8mm, Roxolid®	13
035.0710S	TLX S Implant, Ø 5.5mm WT, SLA® 10mm, Roxolid®	13
035.0712S	TLX S Implant, Ø 5.5mm WT, SLA® 12mm, Roxolid®	13
035.0806S	TLX S Implant, Ø 6.5mm WT, SLA® 6mm, Roxolid®	13
035.0808S	TLX S Implant, Ø 6.5mm WT, SLA® 8mm, Roxolid®	13
035.0810S	TLX S Implant, Ø 6.5mm WT, SLA® 10mm, Roxolid®	13
035.0812S	TLX S Implant, Ø 6.5mm WT, SLA® 12mm, Roxolid®	13
035.1006S	TLX S Implant, Ø 3.75mm NT, SLActive® 6mm, Roxolid®	7
035.1008S	TLX S Implant, Ø 3.75mm NT, SLActive® 8mm, Roxolid®	7
035.1010S	TLX S Implant, Ø 3.75mm NT, SLActive® 10mm, Roxolid®	7
035.1012S	TLX S Implant, Ø 3.75mm NT, SLActive® 12mm, Roxolid®	7
035.1014S	TLX S Implant, Ø 3.75mm NT, SLActive® 14mm, Roxolid®	7
035.1016S	TLX S Implant, Ø 3.75mm NT, SLActive® 16mm, Roxolid®	7



Index by item number

Art.No.	Article	Page
035.1018S	TLX S Implant, Ø 3.75mm NT, SLActive® 18mm, Roxolid®	7
035.1106S	TLX S Implant, Ø 3.75mm RT, SLActive® 6mm, Roxolid®	10
035.1108S	TLX S Implant, Ø 3.75mm RT, SLActive® 8mm, Roxolid®	10
035.1110S	TLX S Implant, Ø 3.75mm RT, SLActive® 10mm, Roxolid®	10
035.1112S	TLX S Implant, Ø 3.75mm RT, SLActive® 12mm, Roxolid®	10
035.1114S	TLX S Implant, Ø 3.75mm RT, SLActive® 14mm, Roxolid®	10
035.1116S	TLX S Implant, Ø 3.75mm RT, SLActive® 16mm, Roxolid®	10
035.1118S	TLX S Implant, Ø 3.75mm RT, SLActive® 18mm, Roxolid®	10
035.1406S	TLX S Implant, Ø 4.5mm NT, SLActive® 6mm, Roxolid®	7
035.1408S	TLX S Implant, Ø 4.5mm NT, SLActive® 8mm, Roxolid®	7
035.1410S	TLX S Implant, Ø 4.5mm NT, SLActive® 10mm, Roxolid®	7
035.1412S	TLX S Implant, Ø 4.5mm NT, SLActive® 12mm, Roxolid®	7
035.1414S	TLX S Implant, Ø 4.5mm NT, SLActive® 14mm, Roxolid®	7
035.1416S	TLX S Implant, Ø 4.5mm NT, SLActive® 16mm, Roxolid®	7
035.1418S	TLX S Implant, Ø 4.5mm NT, SLActive® 18mm, Roxolid®	7
035.1506S	TLX S Implant, Ø 4.5mm RT, SLActive® 6mm, Roxolid®	10
035.1508S	TLX S Implant, Ø 4.5mm RT, SLActive® 8mm, Roxolid®	10
035.1510S	TLX S Implant, Ø 4.5mm RT, SLActive® 10mm, Roxolid®	10
035.1512S	TLX S Implant, Ø 4.5mm RT, SLActive® 12mm, Roxolid®	10
035.1514S	TLX S Implant, Ø 4.5mm RT, SLActive® 14mm, Roxolid®	10
035.1516S	TLX S Implant, Ø 4.5mm RT, SLActive® 16mm, Roxolid®	10
035.1518S	TLX S Implant, Ø 4.5mm RT, SLActive® 18mm, Roxolid®	10
035.1706S	TLX S Implant, Ø 5.5mm WT, SLActive® 6mm, Roxolid®	13
035.1708S	TLX S Implant, Ø 5.5mm WT, SLActive® 8mm, Roxolid®	13
035.1710S	TLX S Implant, Ø 5.5mm WT, SLActive® 10mm, Roxolid®	13
035.1712S	TLX S Implant, Ø 5.5mm WT, SLActive® 12mm, Roxolid®	13
035.1806S	TLX S Implant, Ø 6.5mm WT, SLActive® 6mm, Roxolid®	13
035.1808S	TLX S Implant, Ø 6.5mm WT, SLActive® 8mm, Roxolid®	13
035.1810S	TLX S Implant, Ø 6.5mm WT, SLActive® 10mm, Roxolid®	13
035.1812S	TLX S Implant, Ø 6.5mm WT, SLActive® 12mm, Roxolid®	13
035.2006S	TLX SP Implant, Ø 3.75mm NT, SLA® 6mm, Roxolid®	6
035.2008S	TLX SP Implant, Ø 3.75mm NT, SLA® 8mm, Roxolid®	6
035.2010S	TLX SP Implant, Ø 3.75mm NT, SLA® 10mm, Roxolid®	6
035.2012S	TLX SP Implant, Ø 3.75mm NT, SLA® 12mm, Roxolid®	6
035.2014S	TLX SP Implant, Ø 3.75mm NT, SLA® 14mm, Roxolid®	6
035.2016S	TLX SP Implant, Ø 3.75mm NT, SLA® 16mm, Roxolid®	6
035.2018S	TLX SP Implant, Ø 3.75mm NT, SLA® 18mm, Roxolid®	6
035.2106S	TLX SP Implant, Ø 3.75mm RT, SLA® 6mm, Roxolid®	9
035.2108S	TLX SP Implant, Ø 3.75mm RT, SLA® 8mm, Roxolid®	9
035.2110S	TLX SP Implant, Ø 3.75mm RT, SLA® 10mm, Roxolid®	9
035.2112S	TLX SP Implant, Ø 3.75mm RT, SLA® 12mm, Roxolid®	9
035.2114S	TLX SP Implant, Ø 3.75mm RT, SLA® 14mm, Roxolid®	9
035.2116S	TLX SP Implant, Ø 3.75mm RT, SLA® 16mm, Roxolid®	9
035.2118S	TLX SP Implant, Ø 3.75mm RT, SLA® 18mm, Roxolid®	9
035.2406S	TLX SP Implant, Ø 4.5mm NT, SLA® 6mm, Roxolid®	6
035.2408S	TLX SP Implant, Ø 4.5mm NT, SLA® 8mm, Roxolid®	6
035.2410S	TLX SP Implant, Ø 4.5mm NT, SLA® 10mm, Roxolid®	6
035.2412S	TLX SP Implant, Ø 4.5mm NT, SLA® 12mm, Roxolid®	6
035.2414S	TLX SP Implant, Ø 4.5mm NT, SLA® 14mm, Roxolid®	6
035.2416S	TLX SP Implant, Ø 4.5mm NT, SLA® 16mm, Roxolid®	6
035.2418S	TLX SP Implant, Ø 4.5mm NT, SLA® 18mm, Roxolid®	6
035.2506S	TLX SP Implant, Ø 4.5mm RT, SLA® 6mm, Roxolid®	9
035.2508S	TLX SP Implant, Ø 4.5mm RT, SLA® 8mm, Roxolid®	9
035.2510S	TLX SP Implant, Ø 4.5mm RT, SLA® 10mm, Roxolid®	9
035.2512S	TLX SP Implant, Ø 4.5mm RT, SLA® 12mm, Roxolid®	9
035.2514S	TLX SP Implant, Ø 4.5mm RT, SLA® 14mm, Roxolid®	9
035.2516S	TLX SP Implant, Ø 4.5mm RT, SLA® 16mm, Roxolid®	9
035.2518S	TLX SP Implant, Ø 4.5mm RT, SLA® 18mm, Roxolid®	9
035.2706S	TLX SP Implant, Ø 5.5mm WT, SLA® 6mm, Roxolid®	12
035.2708S	TLX SP Implant, Ø 5.5mm WT, SLA® 8mm, Roxolid®	12
035.2710S	TLX SP Implant, Ø 5.5mm WT, SLA® 10mm, Roxolid®	12
035.2712S	TLX SP Implant, Ø 5.5mm WT, SLA® 12mm, Roxolid®	12
035.2806S	TLX SP Implant, Ø 6.5mm WT, SLA® 6mm, Roxolid®	12
035.2808S	TLX Sp Implant, Ø 6.5mm WT, SLA® 8mm, Roxolid®	12
035.2810S	TLX Sp Implant, Ø 6.5mm WT, SLA® 10mm, Roxolid®	12
035.2812S	TLX SP Implant, Ø 6.5mm WT, SLA® 12mm, Roxolid®	12



Index by item number

Art.No.	Article	Page
035.30065	TLX SP Implant, Ø 3.75mm NT, SLActive® 6mm, Roxolid®	6
035.30085	TLX SP Implant, Ø 3.75mm NT, SLActive® 8mm, Roxolid®	6
035.30105	TLX SP Implant, Ø 3.75mm NT, SLActive® 10mm, Roxolid®	6
035.30125	TLX SP Implant, Ø 3.75mm NT, SLActive® 12mm, Roxolid®	6
035.30145	TLX SP Implant, Ø 3.75mm NT, SLActive® 14mm, Roxolid®	6
035.30165	TLX SP Implant, Ø 3.75mm NT, SLActive® 16mm, Roxolid®	6
035.30185	TLX SP Implant, Ø 3.75mm NT, SLActive® 18mm, Roxolid®	6
035.31065	TLX SP Implant, Ø 3.75mm RT, SLActive® 6mm, Roxolid®	9
035.31085	TLX SP Implant, Ø 3.75mm RT, SLActive® 8mm, Roxolid®	9
035.31105	TLX SP Implant, Ø 3.75mm RT, SLActive® 10mm, Roxolid®	9
035.31125	TLX SP Implant, Ø 3.75mm RT, SLActive® 12mm, Roxolid®	9
035.31145	TLX SP Implant, Ø 3.75mm RT, SLActive® 14mm, Roxolid®	9
035.31165	TLX SP Implant, Ø 3.75mm RT, SLActive® 16mm, Roxolid®	9
035.31185	TLX SP Implant, Ø 3.75mm RT, SLActive® 18mm, Roxolid®	9
035.34065	TLX SP Implant, Ø 4.5mm NT, SLActive® 6mm, Roxolid®	6
035.34085	TLX SP Implant, Ø 4.5mm NT, SLActive® 8mm, Roxolid®	6
035.34105	TLX SP Implant, Ø 4.5mm NT, SLActive® 10mm, Roxolid®	6
035.34125	TLX SP Implant, Ø 4.5mm NT, SLActive® 12mm, Roxolid®	6
035.34145	TLX SP Implant, Ø 4.5mm NT, SLActive® 14mm, Roxolid®	6
035.34165	TLX SP Implant, Ø 4.5mm NT, SLActive® 16mm, Roxolid®	6
035.34185	TLX SP Implant, Ø 4.5mm NT, SLActive® 18mm, Roxolid®	6
035.35065	TLX SP Implant, Ø 4.5mm RT, SLActive® 6mm, Roxolid®	9
035.35085	TLX SP Implant, Ø 4.5mm RT, SLActive® 8mm, Roxolid®	9
035.35105	TLX SP Implant, Ø 4.5mm RT, SLActive® 10mm, Roxolid®	9
035.35125	TLX SP Implant, Ø 4.5mm RT, SLActive® 12mm, Roxolid®	9
035.35145	TLX SP Implant, Ø 4.5mm RT, SLActive® 14mm, Roxolid®	9
035.35165	TLX SP Implant, Ø 4.5mm RT, SLActive® 16mm, Roxolid®	9
035.35185	TLX SP Implant, Ø 4.5mm RT, SLActive® 18mm, Roxolid®	9
035.37065	TLX SP Implant, Ø 5.5mm WT, SLActive® 6mm, Roxolid®	12
035.37085	TLX SP Implant, Ø 5.5mm WT, SLActive® 8mm, Roxolid®	12
035.37105	TLX SP Implant, Ø 5.5mm WT, SLActive® 10mm, Roxolid®	12
035.37125	TLX SP Implant, Ø 5.5mm WT, SLActive® 12mm, Roxolid®	12
035.38065	TLX SP Implant, Ø 6.5mm WT, SLActive® 6mm, Roxolid®	12
035.38085	TLX SP Implant, Ø 6.5mm WT, SLActive® 8mm, Roxolid®	12
035.38105	TLX SP Implant, Ø 6.5mm WT, SLActive® 10mm, Roxolid®	12
035.38125	TLX SP Implant, Ø 6.5mm WT, SLActive® 12mm, Roxolid®	12
036.0000	NT Impression Post Open Tray, short, incl. guide screw, H 15mm, TAN	18
036.0001	NT Impression Post Open Tray, long, incl. guide screw, H 21mm, TAN	18
036.0002	NT Impression Post Closed Tray, with 1 guide screw & 2 caps, TAN/POM	18
036.0100	NT Implant Analog, L 12mm, TAN	18
036.0102	RT Implant Analog, L 12mm, TAN	24
036.02015	NT Closure Cap, Ø 4mm, H 1.5mm, Ti	8
036.02015V4	NT Closure Cap, Ø 4mm, H 1.5mm, Ti	8
036.02035	NT Healing Cap, Ø 4mm, H 3mm, Ti	8
036.02045	NT Healing Cap, Ø 4mm, H 4.5mm, Ti	8
036.1000	RT Impression Post Open Tray, short, incl. guide screw, H 15mm, TAN	24
036.1001	RT Impression Post Open Tray, long, incl. guide screw, H 21mm, TAN	24
036.1002	RT Impression Post Closed Tray, with 1 guide screw & 2 caps, TAN/POM	24
036.1100	WT Implant Analog, L 12mm, TAN	30
036.1102	NT Repositionable Implant Analog, stainless steel	18
036.12015	RT Closure Cap, Ø 5.5mm, H 1.5mm, Ti	11
036.12015V4	RT Closure Cap, Ø 5.5mm, H 1.5mm, Ti	11
036.12025	RT Healing Cap, Ø 5.5mm, H 2mm, Ti	11
036.12035	RT Healing Cap, Ø 5.5mm, H 3mm, Ti	11
036.12045	RT Healing Cap, Ø 5.5mm, H 4.5mm, Ti	11
036.2000	WT Impression Post Open Tray, short, incl. guide screw, H 15mm, TAN	30
036.2001	WT Impression Post Open Tray, long, incl. guide screw, H 21mm, TAN	30
036.2002	WT Impression Post Closed Tray, with 1 guide screw & 2 caps, TAN/POM	30
036.2100	RT Repositionable Implant Analog, stainless steel	24
036.2102	WT Repositionable Implant Analog, stainless steel	30
036.22025	WT Healing Cap, Ø 7.2mm, H 2mm, Ti	14
036.22035	WT Healing Cap, Ø 7.2mm, H 3mm, Ti	14
036.22045	WT Healing Cap, Ø 7.2mm, H 4.5mm, Ti	14
036.3110	NT/RT/WT Basal Screw, TAN	19, 20, 25, 26, 31, 32
036.3111	NT/RT/WT Basal Screw AS, TAN	20, 26, 32
036.32005	NT/RT/WT Closure Cap, Ø 2.7mm, H 0mm, Ti	11, 14, 8



Index by item number

Art.No.	Article	Page
036.3200SV4	NT/RT/WT Closure Cap, Ø 2.7mm, H 0mm, Ti	11, 14, 8
036.3220	CARES® NT/RT/WT Mono Scanbody, Ø 3.8mm, H 10mm PEEK/TAN	18, 24, 30
036.3300	RT Profile Drill, short, for implants Ø 3.75/Ø4.8mm, stainless steel	43
036.3301	RT Profile Drill, long, for implants Ø 3.75/Ø4.8mm, stainless steel	43
036.3302	WT Profile Drill, short, for implants Ø 5.5/Ø6.5mm, stainless steel	43
036.3303	WT Profile Drill, long, for implants Ø 5.5/Ø6.5mm, stainless steel	43
036.3400	X-ray Reference Foil, for TLX Implants	38
037.0000	NT Temporary Abutment, crown, H 10.3mm, TAN	19
037.0001	NT Temporary Abutment, bridge, H 10.3mm, TAN	19
037.0100	NT Cementable Abutment, straight, crown/bridge, AH 5.7mm, TAN	19
037.0101	NT Cementable Abutment, angled 15°, AH 6mm, TAN	19
037.0110	NT Burn-out Coping, for Cementable Abutment, straight, crown, AH 6.2mm, POM	19
037.0111	NT Burn-out Coping, for Cementable Abutment, straight, bridge, AH 6.2mm, POM	19
037.0112	NT Burn-out Coping, for Cementable Abutment, angled 15°, crown/bridge, AH 6.5mm, POM	19
037.0201	NT Variobase® for Crown, incl. screw, Ø 4mm, AH 5.5mm, TAN	20
037.0203	NT Variobase® for Crown AS, incl. screw, Ø 4mm, AH 6.5mm, TAN	20
037.0204	NT Variobase® for Bridge/Bar Cylindrical, AH 3.5mm, incl. screw & CA3, TAN/POM	20
037.0211	NT Burn-out Coping, for Variobase® for Crown, AH 5.5mm, POM	20
037.0211V4	NT Burn-out Coping, for Variobase® for Crown, AH 5.5mm, POM	20
037.0212	NT Burn-out Coping, 25°, for Variobase® for Crown AS, POM	20
037.0213	NT Burn-out Coping, for Variobase® for Bridge/Bar Cylindrical, POM	20
037.0213V4	NT Burn-out Coping, for Variobase® for Bridge/Bar Cylindrical, POM	20
037.0500	NT Novaloc® ADLC, straight, H 1mm, TAV	21
037.0501	NT Novaloc® ADLC, straight, H 2mm, TAV	21
037.0502	NT Novaloc® ADLC, straight, H 3mm, TAV	21
037.0503	NT Novaloc® ADLC, straight, H 4mm, TAV	21
037.0504	NT Novaloc® ADLC, straight, H 5mm, TAV	21
037.0505	NT Novaloc® ADLC, straight, H 6mm, TAV	21
037.0510	NT Novaloc® ADLC, angled 15°, H 2mm, TAV	21
037.0511	NT Novaloc® ADLC, angled 15°, H 3mm, TAV	21
037.0512	NT Novaloc® ADLC, angled 15°, H 4mm, TAV	21
037.0513	NT Novaloc® ADLC, angled 15°, H 5mm, TAV	21
037.0514	NT Novaloc® ADLC, angled 15°, H 6mm, TAV	21
037.1000	RT Temporary Abutment, crown, H 10.3mm, TAN	25
037.1001	RT Temporary Abutment, bridge, H 10.3mm, TAN	25
037.1100	RT Cementable Abutment, straight, crown/bridge, AH 5.7mm, TAN	25
037.1101	RT Cementable Abutment, angled 15°, AH 6mm, TAN	25
037.1110	RT Burn-out Coping, for Cementable Abutment, straight, crown, AH 6.2mm, POM	25
037.1111	RT Burn-out Coping, for Cementable Abutment, straight, bridge, AH 6.2mm, POM	25
037.1112	RT Burn-out Coping, for Cementable Abutment, angled 15°, crown/bridge, AH 6.5mm, POM	25
037.1201	RT Variobase® for Crown, incl. screw, Ø 5mm, AH 6mm, TAN	26
037.1203	RT Variobase® for Crown AS, incl. screw, Ø 5mm, AH 7mm, TAN	26
037.1204	RT Variobase® for Bridge/Bar Cylindrical, AH 4mm, incl. screw & CA3, TAN/POM	26
037.1211	RT Burn-out Coping, for Variobase® for Crown, AH 6mm, POM	26
037.1211V4	RT Burn-out Coping, for Variobase® for Crown, AH 6mm, POM	26
037.1212	RT Burn-out Coping, 25°, for Variobase® for Crown AS, POM	26
037.1213	RT Burn-out Coping, for Variobase® for Bridge/Bar Cylindrical, POM	26
037.1213V4	RT Burn-out Coping, for Variobase® for Bridge/Bar Cylindrical, POM	26
037.1500	RT Novaloc® ADLC, straight, H 1mm, TAV	27
037.1501	RT Novaloc® ADLC, straight, H 2mm, TAV	27
037.1502	RT Novaloc® ADLC, straight, H 3mm, TAV	27
037.1503	RT Novaloc® ADLC, straight, H 4mm, TAV	27
037.1504	RT Novaloc® ADLC, straight, H 5mm, TAV	27
037.1505	RT Novaloc® ADLC, straight, H 6mm, TAV	27
037.1510	RT Novaloc® ADLC, angled 15°, H 2mm, TAV	27
037.1511	RT Novaloc® ADLC, angled 15°, H 3mm, TAV	27
037.1512	RT Novaloc® ADLC, angled 15°, H 4mm, TAV	27
037.1513	RT Novaloc® ADLC, angled 15°, H 5mm, TAV	27
037.1514	RT Novaloc® ADLC, angled 15°, H 6mm, TAV	27
037.2000	WT Temporary Abutment, crown, H 10.3mm, TAN	31
037.2001	WT Temporary Abutment, bridge, H 10.3mm, TAN	31
037.2100	WT Cementable Abutment, straight, crown/bridge, AH 6mm, TAN	31
037.2101	WT Cementable Abutment, angled 15°, AH 6mm, TAN	31
037.2110	WT Burn-out Coping, for Cementable Abutment, straight, crown, AH 6.5mm, POM	31
037.2111	WT Burn-out Coping, for Cementable Abutment, straight, bridge, AH 6.5mm, POM	31
037.2112	WT Burn-out Coping, for Cementable Abutment, angled 15°, crown/bridge, AH 6.5mm, POM	31



Index by item number

Art.No.	Article	Page
037.2201	WT Variobase® for Crown, incl. screw, Ø 7mm, AH 6.5mm, TAN	32
037.2203	WT Variobase® for Crown AS, incl. screw, Ø 7mm, AH 7.5mm, TAN	32
037.2204	WT Variobase® for Bridge/Bar Cylindrical, AH 4.5mm, incl. screw & CA3, TAN/POM	32
037.2211	WT Burn-out Coping, for Variobase® for Crown, AH 6.5mm, POM	32
037.2211V4	WT Burn-out Coping, for Variobase® for Crown, AH 6.5mm, POM	32
037.2212	WT Burn-out Coping, 25°, for Variobase® for Crown AS, POM	32
037.2213	WT Burn-out Coping, for Variobase® for Bridge/Bar Cylindrical, POM	32
037.2213V4	WT Burn-out Coping, for Variobase® for Bridge/Bar Cylindrical, POM	32
037.2500	WT Novaloc® ADLC, straight, H 1mm, TAV	33
037.2501	WT Novaloc® ADLC, straight, H 2mm, TAV	33
037.2502	WT Novaloc® ADLC, straight, H 3mm, TAV	33
037.2503	WT Novaloc® ADLC, straight, H 4mm, TAV	33
037.2504	WT Novaloc® ADLC, straight, H 5mm, TAV	33
037.2505	WT Novaloc® ADLC, straight, H 6mm, TAV	33
037.2510	WT Novaloc® ADLC, angled 15°, H 2mm, TAV	33
037.2511	WT Novaloc® ADLC, angled 15°, H 3mm, TAV	33
037.2512	WT Novaloc® ADLC, angled 15°, H 4mm, TAV	33
037.2513	WT Novaloc® ADLC, angled 15°, H 5mm, TAV	33
037.2514	WT Novaloc® ADLC, angled 15°, H 6mm, TAV	33
037.3000	TorFit™ TLX Guided Implant Driver, for ratchet, for TLX S, L 30.7mm, stainless steel	44
037.3001	TorFit™ TLX Guided Implant Driver, for handpiece, for TLX S, L 36mm, stainless steel	44
037.3002	TorFit™ TLX Guided Implant Driver, for ratchet, for TLX SP, L 30.7mm, stainless steel	44
037.3003	TorFit™ TLX Guided Implant Driver, for handpiece, for TLX SP, L 36mm, stainless steel	44
040.563	Drill Extender, L 23mm, stainless steel	42
041.761	Straumann® Modular Cassette, A Module	48, 49
041.762	A Module, Grommet Tray, 6 small	48, 50
041.763	A Module, Grommet Tray, 6 large	50
041.764	A Module, Grommet Tray, 3 small, 3 large	48, 49
041.765	A Module, Grommet Tray, 3 medium 3 large	50
041.766	A Module, Ratchet Tray	48, 49
041.768	A Module, Stop Key Tray	49
041.770	A Module, Tweezer Tray	48, 50
041.771	A Module, Depth Probe Tray	48, 49
041.772	Straumann® Modular Cassette, C Module, Guided Surgery	49
041.773	Straumann® Modular Cassette, C Module, Spare Tools	50
041.774	Ultrasonic Mat	50
041.775	Spare Label Plate	50
041.776	Straumann® Modular Cassette, B Module	48, 49
041.777	B Module, Fully Tapered Tray	48
041.780	B Module, Guided Fully Tapered Tray	49
045.111V4	Cleaning brush for ratchet, L 100mm, Ø 4.5mm, nylon/stainless steel	41, 46
046.049	Torque control device for ratchet, stainless steel	41, 46
046.064	Holding key, L 85mm, stainless steel	41
046.095	Tweezers with titanium plasma-coated tips, L 105mm, Ti/stainless steel	41
046.110	Instrument tweezers, L 140mm, stainless steel	41
046.119	Ratchet, including service instrument, L 84mm, stainless steel	41, 46
046.150	Activator set, for all bar matrices, three-part, stainless steel	47
046.151	Deactivator for Dolder® Bar matrices, mini, L 66mm, Grilon BS/brass	47
046.152	Deactivator for Dolder® Bar matrices, regular, L 66mm, Grilon BS/brass	47
046.400	SCS Screwdriver, for ratchet, x-short, L 15mm, stainless steel	42, 46
046.401	SCS Screwdriver, for ratchet, short, L 21mm, stainless steel	42, 46
046.402	SCS Screwdriver, for ratchet, long, L 27mm, stainless steel	42, 46
046.410	SCS Screwdriver for handpiece, x-short, L 20mm, stainless steel	42, 46
046.411	SCS Screwdriver for handpiece, short, L 26mm, stainless steel	42, 46
046.412	SCS Screwdriver for handpiece, long, L 32mm, stainless steel	42, 46
046.786	AS Screwdriver for ratchet, extra-short, L 15mm, stainless steel	42, 46
046.787	AS Screwdriver for ratchet, short, L 21mm, stainless steel	42, 46
046.788	AS Screwdriver for ratchet, long, L 27mm, stainless steel	42, 46
046.789	AS Screwdriver for handpiece, extra-short, L 20mm, stainless steel	42, 46
046.790	AS Screwdriver for handpiece, short, L 26mm, stainless steel	42, 46
046.791	AS Screwdriver for handpiece, long, L 32mm, stainless steel	42, 46
046.792	Screwdriver Handling Aid AS, stainless steel	42, 46
046.799	Alignment Pin, Ø 2.2mm, L 27mm, TAN	40
046.800	Depth Gauge, Ø 2.8mm, L 27mm, TAN	40
046.801	Depth Gauge, Ø 3.2mm, L 27mm, TAN	40
046.802	Depth Gauge, Ø 3.5mm, L 27mm, TAN	40



Index by item number

Art.No.	Article	Page
046.803	Depth Gauge, Ø 3.7mm, L 27mm, TAN	40
046.804	Depth Gauge, Ø 4.2mm, L 27mm, TAN	40
046.805	Depth Gauge, Ø 4.7mm, L 27mm, TAN	40
046.806	Depth Gauge, Ø 5.2mm, L 27mm, TAN	40
046.807	Depth Gauge, Ø 6.2mm, L 27mm, TAN	40
049.076V4	X-ray reference sphere, Ø 5.0mm, stainless steel	38
066.1100	BLX Torque Control Device, for Ratchet, surgical, stainless steel	41
066.1301	X Pilot VeloDrill, guided, Ø 2.2mm, short, stainless steel	39, 43
066.1302	X VeloDrill, guided, Ø 2.8mm, short, stainless steel	39, 43
066.1303	X VeloDrill, guided, Ø 3.2mm, short, stainless steel	39, 43
066.1304	X VeloDrill, guided, Ø 3.5mm, short, stainless steel	39, 43
066.1305	X VeloDrill, guided, Ø 3.7mm, short, stainless steel	39, 43
066.1306	X VeloDrill, guided, Ø 4.2mm, short, stainless steel	39, 43
066.1307	X VeloDrill, guided, Ø 4.7mm, short, stainless steel	39, 43
066.1308	X VeloDrill, guided, Ø 5.2mm, short, stainless steel	39, 43
066.1309	X VeloDrill, guided, Ø 6.2mm, short, stainless steel	39, 43
066.1501	X Pilot VeloDrill, guided, Ø 2.2mm, medium, stainless steel	43
066.1502	X VeloDrill, guided, Ø 2.8mm, medium, stainless steel	43
066.1503	X VeloDrill, guided, Ø 3.2mm, medium, stainless steel	43
066.1504	X VeloDrill, guided, Ø 3.5mm, medium, stainless steel	43
066.1505	X VeloDrill, guided, Ø 3.7mm, medium, stainless steel	43
066.1506	X VeloDrill, guided, Ø 4.2mm, medium, stainless steel	43
066.1701	X Pilot VeloDrill, guided, Ø 2.2mm, long, stainless steel	39, 44
066.1702	X VeloDrill, guided, Ø 2.8mm, long, stainless steel	39, 44
066.1703	X VeloDrill, guided, Ø 3.2mm, long, stainless steel	39, 44
066.1704	X VeloDrill, guided, Ø 3.5mm, long, stainless steel	39, 44
066.1705	X VeloDrill, guided, Ø 3.7mm, long, stainless steel	39, 44
066.1706	X VeloDrill, guided, Ø 4.2mm, long, stainless steel	39, 44
066.1707	X VeloDrill, guided, Ø 4.7mm, long, stainless steel	39, 44
066.2000	Implant Depth Gauge, for Ø 2.2/2.8mm, TAN	40
066.4000	Surgical Handle, for TorcFit™ Implant Driver, stainless steel	41
066.4101	BLX Implant Driver for handpiece, short, L 21mm, stainless steel	41
066.4102	BLX Implant Driver for handpiece, long, L 31mm, stainless steel	41
066.4107	TorcFit™ Implant Driver for handpiece, medium, L 26mm, stainless steel	41
066.4108	TorcFit™ Implant Driver for handpiece, extra long, L 36mm, stainless steel	41
066.4201	BLX Implant Driver for ratchet, short, L 21mm, stainless steel	41
066.4202	BLX Implant Driver for ratchet, long, L 31mm, stainless steel	41
066.4205	TorcFit™ Implant Driver for ratchet, short, screw-retained, stainless steel	41
066.4206	TorcFit™ Implant Driver for ratchet, long, screw-retained, stainless steel	41
066.4207	TorcFit™ Implant Driver for ratchet, medium, L 26mm, stainless steel	41
2010.101-STM	Novaloc® Equipment box incl. 3 tools	23, 29, 35
2010.601-STM	Novaloc® Processing package titanium, 2 pieces	22, 28, 34
2010.611-STM	Novaloc® Processing package PEEK, 2 pieces	22, 28, 34
2010.701-STM	Novaloc® Matrix housing, titanium, (incl. mounting insert), 4 pieces	22, 28, 34
2010.702-STM	Novaloc® Matrix housing, PEEK, (incl. black mounting insert), 4 pieces	22, 28, 34
2010.703-STM	Novaloc® Matrix housing titanium with attachment option, (incl. black mounting insert), 4 pieces	22, 28, 34
2010.710-STM	Novaloc® Retention insert red, 4 pieces	22, 28, 34
2010.711-STM	Novaloc® Retention insert white, 4 pieces	22, 28, 34
2010.712-STM	Novaloc® Retention insert yellow, 4 pieces	22, 28, 34
2010.713-STM	Novaloc® Retention insert green, 4 pieces	22, 28, 34
2010.714-STM	Novaloc® Retention insert blue, 4 pieces	22, 28, 34
2010.715-STM	Novaloc® Retention insert black, 4 pieces	22, 28, 34
2010.720-STM	Model analogue, angled 15°, Al	21, 27, 33
2010.721-STM	Novaloc® Model analogue Ø4 blue, 4 pieces	21, 27, 33
2010.722-STM	Novaloc® Forming/fixing matrix, red, 4 pieces	21, 27, 33
2010.723-STM	Novaloc® Processing spacer, white, 4 pieces	23, 29, 35
2010.724-STM	Novaloc® Mounting collar, silicone, 10 pieces	23, 29, 35
2010.725-STM	Novaloc® Mounting insert, 4 pieces	23, 29, 35
2010.731-STM	Novaloc® Demounting tool for mounting inserts + model analogue reposition aid, (blue)	23, 29, 35
2010.741-STM	Novaloc® Mounting and demounting tool for retention inserts, (brown)	23, 29, 35
2010.751-STM	Novaloc® Matrix housing extractor, (grey)	23, 29, 35



International Headquarters

Institut Straumann AG

Peter Merian-Weg 12

CH-4002 Basel, Switzerland

Phone +41 (0)61 965 11 11

Fax +41 (0)61 965 11 01

www.straumann.com

© Institut Straumann AG, 2021. All rights reserved.

Straumann® and/or other trademarks and logos from Straumann® mentioned herein are the trademarks or registered trademarks of Straumann Holding AG and/or its affiliates. All rights reserved.

45.0.020/en/A/00 03/21