

DIFFERENTIATE YOUR PRACTICE
NEODENT® DIGITAL SOLUTIONS



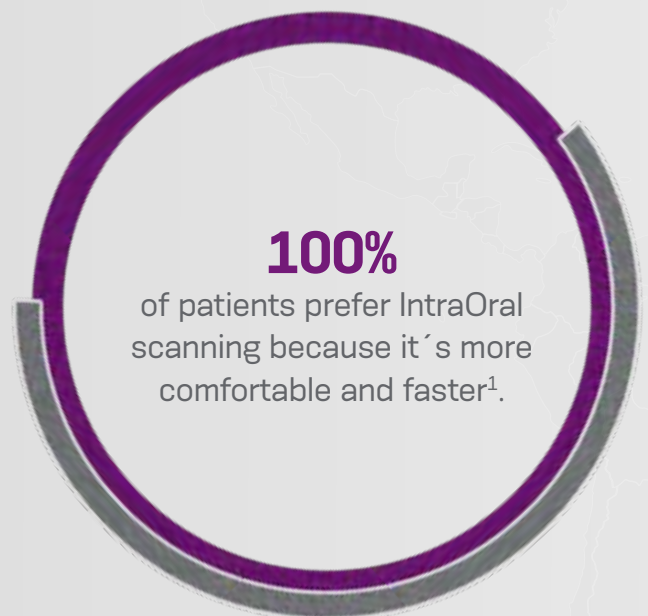


Meet increasing patient expectations

With the increasing patient expectations and awareness, it is vital to keep offering differentiated experiences.

Engage patients by offering access to a unique digital restorative experience and tailored treatments solutions meeting all expectations as well as individual situations.

Nowadays, patients are more and more looking for comfortable treatment




61%

from these patients think that it's more comfortable than conventional impression because it reduces:¹

- Queasiness;
- Breathing difficulty;
- Teeth and Periodontal sensitivity;
- Discomfort during mouth was opened.

Dental practices offering intraoral scanner and CAD/CAM made restorations are growing and will continue to grow faster in the upcoming years ^{2,3}

UNITED
STATES



1 in **4** dental practices
perform Intraoral scanning²

and **1** in **3,5** group practices
use CAD/CAM milling systems²

E U R O P E



1 in **8** dental practices
perform IntraOral scanning²

and **1** in **7** group practices
use CAD/CAM milling systems²



Provide unique patient experience by a complete access to the digital restorative workflow



Start Precisely

Treatment planning using intraoral scanner allows saving time and providing an optimal patient comfort. Neodent® scan bodies have been designed to precisely secure the restorative position within a user-friendly experience.



NEODENT® INTRAORAL SCANBODY

Neodent® scan bodies are designed for an efficient and ease of digital impression use: Auto-recognition using CARES visual*; Single patient use, sterile, peek-made; For implant and abutment level impression.



NEODENT® SMART ABUTMENT™

The Neodent Smart Abutment is a 3-in-1 product part of EasyPack solution, which can be used as IntraOral Scanbody. Single-use item made of titanium for implant level impressions.



1. data acquisition
DIGITAL IMPRESSION



2. prosthetic design
CAD SOFTWARES



Straumann® Virtuo Vivo™
IntraOral Scanner



3Shape TRIOS or
other IntraOral Scanner



CARES Visual



3Shape



Dental Wings



Exocad

Finish with efficiency

3D printing dental model allow having predictable and repeatable results that provide ideal fit in less time. Additionally, it allow printing complex geometries with accurate detail visualization. Access to the highest level of realism with the Neodent® hybrid analog.



3SHAPE INTRAORAL SCANBODY FOR NEODENT®

The 3Shape scan bodies make your implant position transfer and system- identification simple: Auto-recognition using TRIOS*; Multiple use, autoclavable titanium-made; For implant level impression;



HYBRID REPOSITIONABLE ANALOG

For printed or plaster model; anti-rotational with precise engaging positioning; For implant and abutment level impression.



3. manufacturing
MILLING MACHINES



4. finishing
3D PRINTERS



CARES C Series or
CARES M Series



Sirona Cerec
MC XL



ZirkonZahn M4 or
any other Milling
Machine



CARES P Series
3D Printer



Other
3D Printers

Meets patient expectations by offering a comprehensive restorative treatment options

Mastering every step in every restorative workflow is essential for dental professionals. With Neodent® deliver immediate natural-looking esthetic through a comprehensive restorative portfolio, covering all indications: from single to edentulous.

ONE STEP HYBRID COPING 1



- For abutment level multi-unit or edentulous restoration;
- For Screw Retained Bar and bridges;
- Provides a passive fit;
- Allows maximum divergence of 28°.



NEODENT® TITANIUM BASES FOR BRIDGES 2




- For multi-unit restoration;
- Several gingival heights (from 0.8 to 4.5 mm);
- Several abutment diameters (3.5, 4.5 and 5.5 mm);
- Allows maximum divergence of 10° for $\varnothing 3.5$ and 16° for $\varnothing 4.5$ and $\varnothing 5.5$;
- Internal threads added to keep the screws from falling and to make it easier to remove the abutment, when necessary.

NEODENT® TITANIUM BLOCK 3



- For Single or multi-units restorations;
- For Medentika holder in two different diameters: 11.5 and 15.8 mm;
- For Amann Girrbach holder in one diameter: 12 mm;
- Allows maximum angulation of 30°.



NEODENT® TITANIUM BASES ANGLED SOLUTION 4



- For single-unit restoration with angled screw channel;
- Several gingival heights (from 0.8 to 2.5 mm);
- Several abutment diameters (4.0, 4.5 and 5.5 mm);
- Allows maximum angulation of 25° depending on the gingival height and cementable area.

Multi-unit restoration examples





NEODENT® TITANIUM BASES C 5

- For single-unit restoration;
- For CEREC workflow;
- Several gingival heights (from 0.8 to 5.5 mm);
- Allows crown customization and maximum angulation of 20°;
- Internal threads added to keep the screws from falling and to make it easier to remove the abutment, when necessary.



NEODENT® TITANIUM BASES FOR CROWN 6

- For single-unit restoration;
 - Several gingival heights (from 0.8 to 4.5 mm);
 - Several abutment diameters (3.5, 4.5 and 5.5 mm);
 - Allows crown customization and maximum angulation of 30°;
- Internal threads added to keep the screws from falling and to make it easier to remove the abutment, when necessary.



NEODENT® UNIVERSAL ABUTMENT 7

- For single-unit restorations;
- Straight and angled abutments (17° and 30°);
- Several gingival heights (from 0.8 to 5.5 mm for straight abutment and from 1.5 to 3.5 mm for angled abutments);
- Abutment diameters (3.3 and 4.5 mm);
- Internal threads added to keep the screws from falling and to make it easier to remove the abutment, when necessary



TITANIUM COPING 8

- Coping to be used between the customized crown and Neodent® abutments;
- For screw-retained single-unit prosthesis;
- Available for GM Abutment and GM Micro Abutment;
- Allows digital workflow.



NEODENT® SMART ABUTMENT™ 9

- For temporary single-unit restorations;
- Available in 4.5 mm diameter and 2.5 mm gingival height;
- Flexible customizable chimney heights (4 or 6mm);
- Internal threads added to keep the screws from falling and to make it easier to remove the abutment, when necessary.



For library downloads, please go to: www.neodent.com/cadcam

(1) YUZBASIOGLU, Emir et al. Comparison of digital and conventional impression techniques: evaluation of patients' perception, treatment comfort, effectiveness and clinical outcomes. BMC oral health, v. 14, n. 1, p. 10, 2014.

(2) Digital Dental Solution Market Assessment – Voice of the customer – US and EU comparison summary, December 2017. For In house and milling center. Digital Dental Solution Market Assessment – Voice of the customer – US and EU comparison summary, December 2017

(3) CAD/CAM Dental Systems - Global Pipeline Analysis, Competitive Landscape and Market Forecast to 2017

© 2021 – JIGC Indústria e Comércio de Materiais Dentários S.A. All rights reserved. The reproduction of this material without prior authorization is prohibited. Some items may not be available for sale yet. For further informations, please contact your local distributor.

Neodent®, Grand Morse® are registered trademarks of JIGC Indústria e Comércio de Materiais Dentários S.A. 3Shape and TRIOS are trademarks or registered trademarks of 3Shape A/S. Straumann®, CARES and Virtuo Vivo™ are trademarks or registered trademarks of Straumann Holding AG. Dental Wings is a trademark or registered trademark of Dental Wings Inc. Sirona and CEREC are trademarks or registered trademarks of Sirona Dental Systems GmbH. Exocad is a trademark or registered trademark of exocad GmbH. Medentika is a trademark or registered trademark of Medentika GmbH. Zirkonzahn is a trademark or registered trademark of Zirkonzahn GmbH. Amann Girrbach is a trademark or registered trademark of Amann Girrbach AG.

NUOVI SORRISI OGNI GIORNO

CHAQUE JOUR DE NOUVEAUX SOURIRES

новые улыбки каждый день

JEDEN TAG EIN NEUES LÄCHELN

NUEVAS SONRISAS TODOS LOS DÍAS

NYA LEENDEN VARJE DAG

NEW SMILES EVERY DAY

NOVOS SORRISOS TODOS OS DIAS

CHAQUE JOUR DE NOUVEAUX SOURIRES

 **NEODENT®**
A Straumann Group Brand

www.neodent.com