

*SIMPLICITY AT ONE HAND*  
**NEODENT® EASYGUIDE**





# Neodent easyguide



## SIMPLIFY YOUR PRACTICE WITH ONE HAND GUIDED SURGERY TECHNIQUE AND INCREASE PATIENT ACCEPTANCE IN IMPLANT THERAPY

The search for implant therapy is constantly growing, as are dentists' needs for practical and efficient solution which allows to have higher treatment acceptance rates along with time saving, friendlier procedures.

Conventional procedures present challenges that can be addressed by guided surgery, such as accurate implant positioning. Since it is seen as a complex technique by many clinicians, they continue to work with less efficient protocols. The result is less peace of mind, patient engagement and fewer treatments being performed.

Neodent® EasyGuide is designed to offer simple fully guided techniques enabling predictable surgical results, efficient treatment protocols and patient treatment acceptance.

### Neodent® brings all to your hand:



#### **STRAIGHTFORWARD GUIDED SURGERY TECHNIQUE**

Surgical convenience with one-hand procedures



#### **EFFICIENT TREATMENT PROTOCOLS**

Intuitive and simple technique



#### **PREDICTABLE SURGICAL RESULTS**

Confidence for accurate implant positioning



#### **PATIENT TREATMENT ACCEPTANCE**

Communication building trust and patient engagement







## New Smiles Every Day

Neodent® is a Leading Global Brand, part of the Straumann Group, founded by a dentist for dentists with the purpose of changing lives of more patients. Neodent's solutions allow access to progressive treatment concepts, such as immediacy, enabling implant therapy access and affordability for creating new smiles every day.



### GLOBAL BRAND

Available in more than 80 countries with more than 2 million implants sold annually



### FOUNDED BY A DENTIST TO DENTISTS

A legacy of more than 25 years focused on ease of use



### PROGRESSIVE TREATMENT CONCEPTS

Modern and reliable solution



### THERAPY ACCESS AND AFFORDABILITY

Accessibility to proven and affordable solutions



Neodent® **EasyGuide** brings me the accuracy of guided surgery without raising complexity, keeping my practice efficient. With this simple technique, I am able to communicate with my patients visually, assuring that they fully understand the treatment and its results.

DR. GENINHO THOMÉ



# STRAIGHTFORWARD GUIDED SURGERY TECHNIQUE

Although designed to be more accurate and safer, guided surgery can be complex, mainly due to the multiple instruments and accessories. In this scenario, it is almost mandatory to perform the surgery with assistance.

Neodent® **EasyGuide** offers a straightforward guided surgery technique with one-hand procedures, featuring special drills with a unique design, combined with the versatility of the Helix GM® implant, bringing peace-of-mind to your guided implant placements.



## ONE-HAND PROCEDURES WITH NO DRILL HANDLES

The special design of the Neodent® **EasyGuide** drills allows them to be used without drill handles, directly on the sleeve of the surgical guide. This increases the simplicity of the technique by reducing the number of instruments required, also enabling surgeons to perform the procedure without assistance.

## ONE DRILL DESIGN

The unique geometry of the Neodent® **EasyGuide** tapered drills is indicated for all bone types and dismisses the need for additional drill types or taps, simplifying the drilling sequence.



Color code according to implant diameter




Built-in titanium stop for physical depth control, with color matching the sleeve in the surgical guide



Laser-marked length



Active portion matching implant lengths



1

2

3

4

# GRAND MORSE®

## A VERSATILE IMPLANT SYSTEM

Neodent® **Easy Guide** is part of the Grand Morse® Implant System, which is the achievement of more than 25 years of experience in implant dentistry. It combines a strong and stable foundation to deliver immediate esthetics with versatility and ease of use.

### One Implant design

Helix Grand Morse® allows for tailored treatment options according to the specific clinical situation, taking into consideration the biological principles, while respecting the fundamentals of implant dentistry.

An innovative implant design combining a fully dual tapered body design and a hybrid outer contour maximizing options and efficiency in all bone types.

### One Connection

The Neodent® Grand Morse® connection offers a unique combination based on proven concepts: a platform switch associated with a deep 16° Morse taper including an internal indexation for a strong and stable connection, designed to achieve long-lasting results.

All Neodent® Grand Morse® implants feature the unique Grand Morse® connection regardless of the implant diameter, contributing to a more simple and practical solution by eliminating the need of different drivers for each platform.



Find out more about the complete Grand Morse® Surgical and Prosthetic portfolio.

Scan the QR code or access the link below:

[www.neodent.com/grandmorse](http://www.neodent.com/grandmorse)

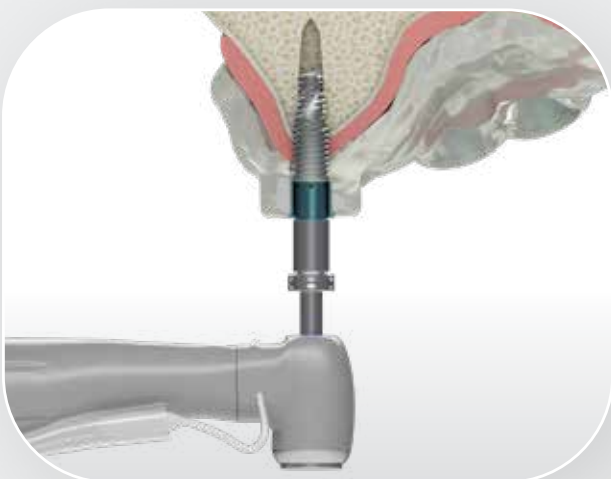
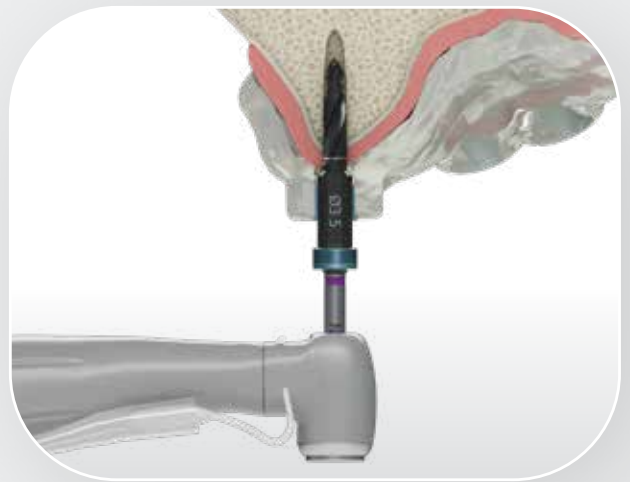
# PREDICTABLE SURGICAL RESULTS

Implant position and angulation affect esthetics and function, having a considerable effect on patients' satisfaction. The surgery presents some challenges, such as the risk of removing too much soft tissue, compromising the natural look of the emergence profile, or damaging anatomical elements.

Neodent® **EasyGuide** instruments transfer the accuracy from planning to surgery while preserving tissues and structures, designed for achieving better final restorative outcomes, with more esthetic and functional rehabilitations, and more patient satisfaction.

## FULLY GUIDED BED PREPARATION

Neodent® **EasyGuide** drills are designed with stops, for a more accurate depth control in the osteotomy, according to the plan performed in the software, bringing an extra level of confidence to the surgery by preserving anatomical structures. The intimate contact between the drill and the sleeve assures the accuracy in the angulation of the implant bed.



## GUIDED IMPLANT INSERTION

The implant drivers ensure that the implant will reach the planned position with accuracy, while it is inserted through the surgical guide.

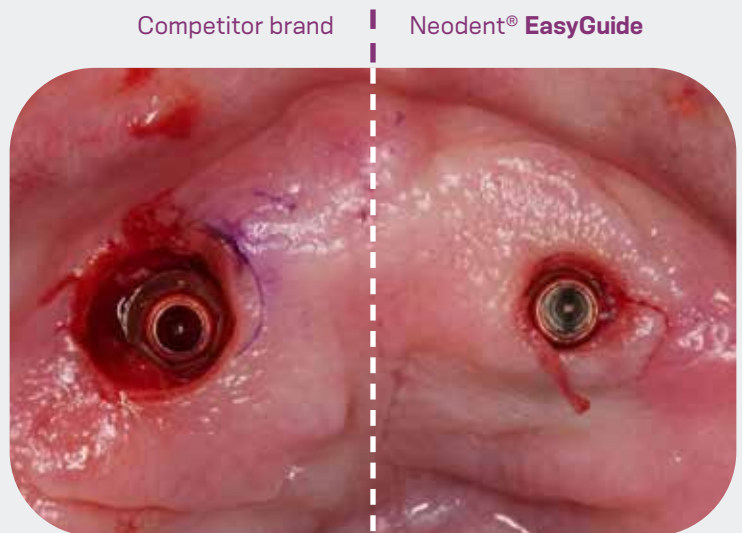




### MAXIMUM SOFT TISSUE PRESERVATION

Neodent® **EasyGuide** instruments were designed to be more conservative in the removal of soft tissue, helping in the creation of a more natural-looking emergence profile.

Comparison between the removal of soft tissue performed by the instruments of another brand and by Neodent® **EasyGuide**, showing the difference in tissue preservation\*.



\* Clinical case performed by dr. Geninho Thomé, kindly shared and documented by ILAPEO-Brazil.



### ACCESS TO PREDICTABLE FLAPLESS SURGERY

Neodent® **EasyGuide** grants reliable access to flapless surgeries. This brings several potential benefits, for both surgeon and patient, such as reduction of complications, ie swelling and pain, reduction of intraoperative bleeding, reduction of surgical time and need for suturing, preservations of soft and hard tissues, and maintenance of blood supply.

# EFFICIENT TREATMENT PROTOCOLS

Conventional procedures can be inefficient, before and during surgeries. Unplanned interventions usually take longer, interfering with the clinic's schedule and the patients' quality of life. Also, hard-to-identify instruments increase the chance of errors, reducing practicality of use and speed of the surgery.

Allied to immediacy, Neodent® **EasyGuide** provides more efficient protocols and workflows even before the procedure, from data acquisition to the drilling sequence reflected on the surgical tray.

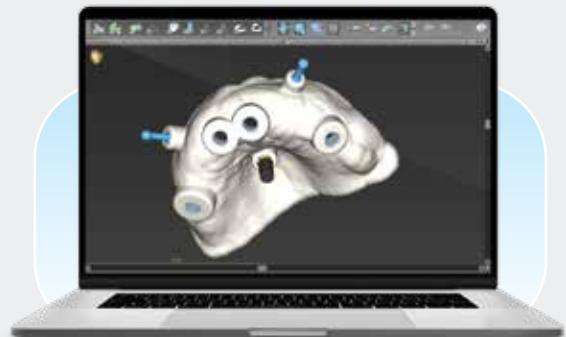
## DYNAMIC WORKFLOW, FROM DATA ACQUISITION TO THE SURGERY



1

### Data acquisition

Data acquisition: 3D (CB)CT scan (DICOM) Intraoral or lab scanning (STL images)



2

### Virtual planning

Virtual planning: implant positioned respecting the patient's anatomy and prosthetic outcome. Neodent® **EasyGuide** is compatible with major software.



3

### Surgical guide production

Surgical guide production: the surgical guide must contain the sleeves that guide the instruments and the implants.



4

### Surgical procedure

Surgical procedure: Neodent® **EasyGuide** presents two surgical kits, selected according to the implant diameter.






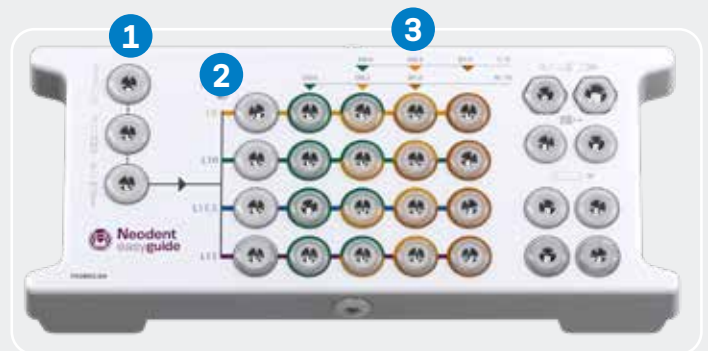
## COLOR-CODED AND INTUITIVE PROTOCOL

Neodent® **EasyGuide** presents 2 compact kits, used according to the implant diameters. Each kit is composed of the drills required for placement in all bone types. The drilling protocol is reflected on the layout, with the indication of the last drill to be used in soft or hard bones for each implant diameter, marked with corresponding colors.

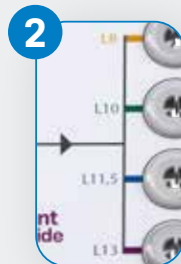
**EasyGuide Kit Narrow/Regular • Ø 3.5, Ø 3.75**



**EasyGuide Kit Regular/Wide • Ø 4.0, Ø 4.3, Ø 5.0**



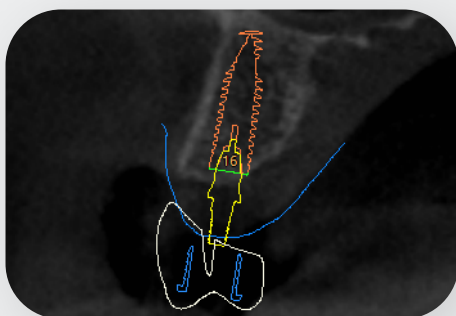
Unique start regardless of bone type



Straightforward implant length identification



Color coded drill sequence for each implant diameter



## RELIABILITY FOR ACHIEVING IMMEDIATE LOADING

Planning implant placement allows the surgeon to select the most suitable area, in terms of bone availability and quality, sometimes even avoiding the need for bone grafting procedures. Neodent® **EasyGuide** brings you extra confidence to achieve high levels of primary stability, enabling immediate loading, and immediate and predictable smiles.

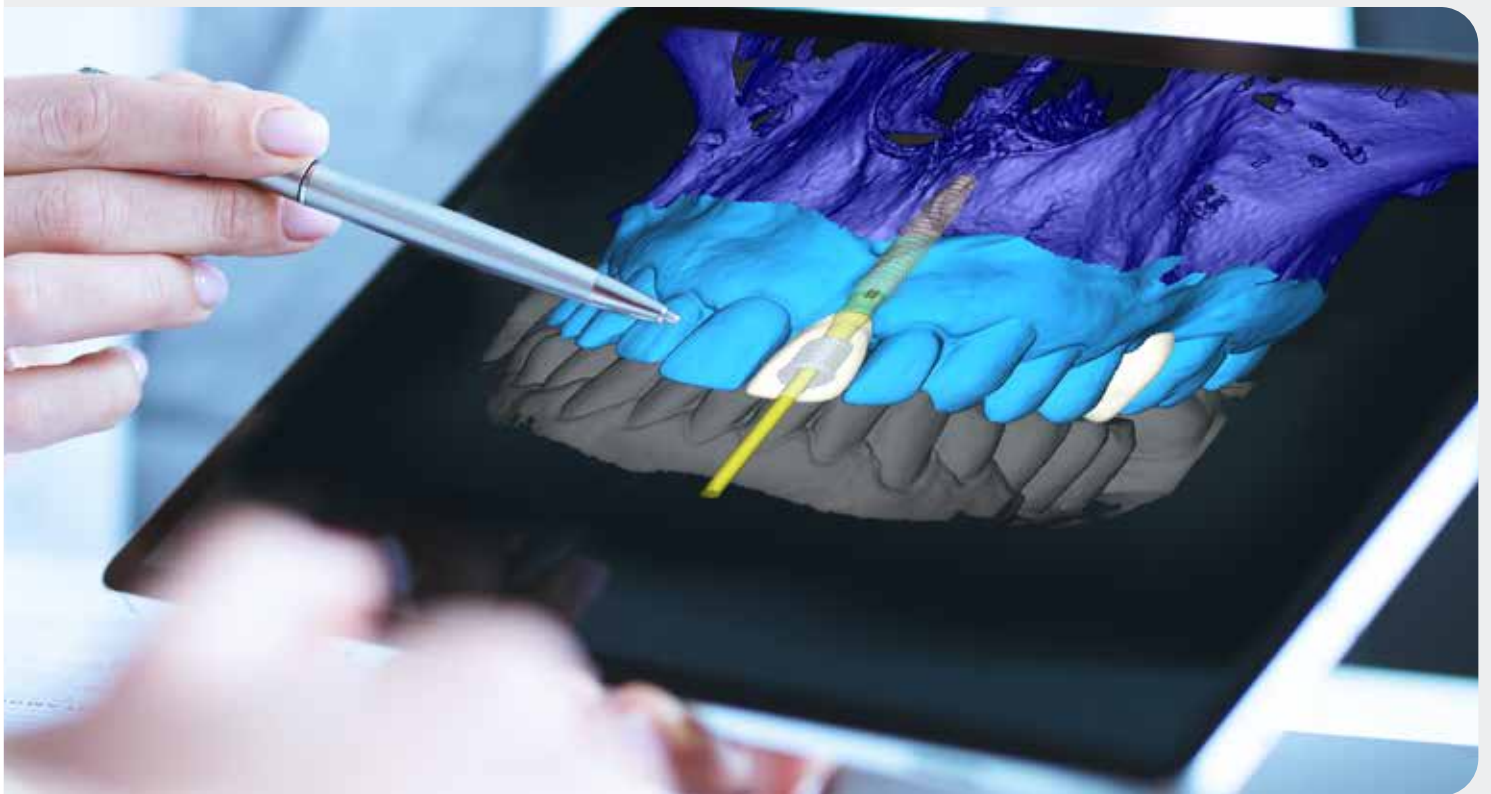
## PATIENT TREATMENT ACCEPTANCE

A considerable number of patients in need for implant therapy do not even consider this option for many reasons. Those that do it, prefer to be involved and make decisions for it. For better decisions, it is key to have information, or the actual outcome might end up in frustration.

Guided Surgery technique, including Neodent® **EasyGuide**, offers a clear communication tool to address patients, helping them to see the final results in advance. This management of expectations reflects on more satisfied and engaged patients.

### OWNING THE TREATMENT

Understanding is important for a truly responsible and mature decision-making moment. Providing the patients with all the information available makes them feel more comfortable with the options that are presented and are enabled by Neodent® **EasyGuide**, such as flapless surgery, immediate protocols, bone grafting procedures. This generates engagements, reflecting in higher satisfaction rates and more referrals



# CLINICAL CASE

DR. GENINHO THOMÉ

BRAZIL

Masters and PhD in Implantology  
Scientific Chairman Neodent

Chairman of the Board of  
Directors of Neodent

## 1 INITIAL SITUATION

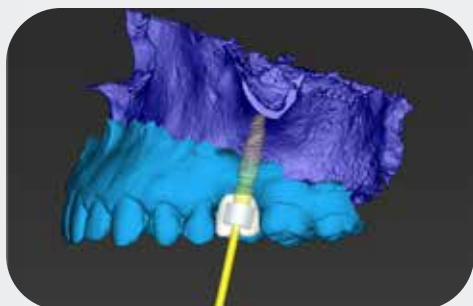


Clinical aspect of tooth region #26 in occlusal view.

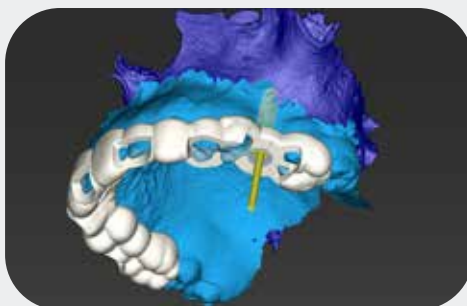


Panoramic x-ray.

## 2 SURGICAL AND PROSTHETIC PLANNING



Prosthetically-driven planning of the implant position and abutment selection.



Design of the surgical guide.

## 3 GUIDED SURGERY WITH ONE-HAND PROCEDURE



Surgical clinical aspect after the use of Mucosa Punch, showing the preservation of soft tissue.



Clinical aspect of the use of Regular Tapered Drill 4.0.

## 4 POST-SURGICAL ASPECTS



Immediate post implant placement periapical x-ray.



Clinical aspect after implant placement in occlusal view.



Periapical x-ray 3 months after implant placement.



Final restoration in occlusal view 3 months after implant placement

毎日、とびっきりの笑顔を

NUOVI SORRISI OGNI GIORNO

CHAQUE JOUR DE NOUVEAUX SOURIRES

новые улыбки каждый день

JEDEN TAG EIN NEUES LÄCHELN

NUEVAS SONRISAS TODOS LOS DÍAS

NYA LEENDEN VARJE DAG

NEW SMILES EVERY DAY

NOVOS SORRISOS TODOS OS DIAS

CHAQUE JOUR DE NOUVEAUX SOURIRES

NOVOS SORRISOS TODOS OS DIAS

 **NEODENT**<sup>®</sup>  
A Straumann Group Brand