



Straumann® Dental System
Indication-based prosthetic
workflow

Contents

Tissue Level Single Crown Screw-retained	2
Tissue Level Single Crown Cement-retained	4
Tissue Level Bridge Screw-retained	6
Tissue Level Bridge Cement-retained	8
Tissue Level Hybrid Restoration	10
Bone Level – Tissue Level Crown Variobase® Restoration	12
Bone Level Single Crown Screw-retained	14
Bone Level Single Crown Cement-retained	16
Bone Level Bridge Screw-retained	18
Bone Level Bridge Cement-retained	20
Bone Level Hybrid Restoration	22

Tissue Level Single Crown Screw-retained



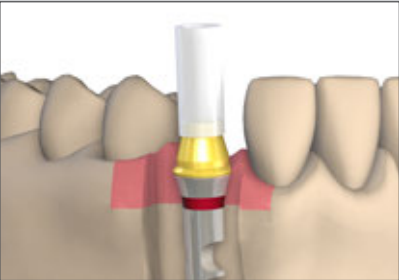
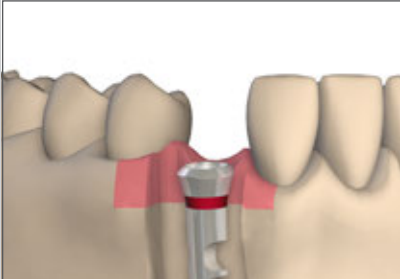
Using the
Example of RN



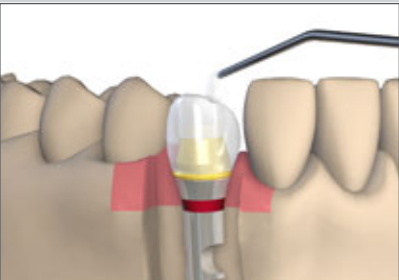
1 Impression taking on implant level



2 Fabricating the master cast



3 Selecting the abutment



4 Fabricating the restoration



5 Placing the restoration

Tissue Level Prosthetics

Tissue Level Single Crown Screw-retained

Straumann® Dental Implant System System Overview

NNC



RN



WN



1 Impression Posts/ Impression Caps



048.134



048.862



048.870

2 Implant Analogs



048.127



048.124



048.171

3 Gold Abutments



048.592
incl. screw 048.313



048.642
incl. screw 048.356



048.644
incl. screw 048.356

Tissue Level Single Crown Cement-retained



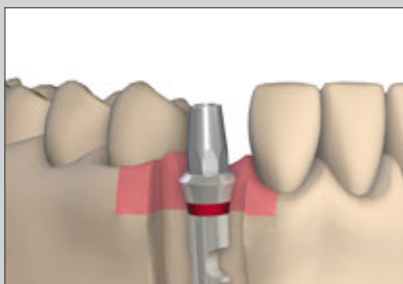
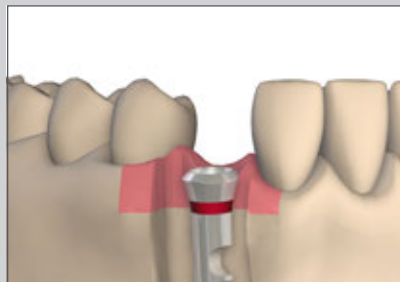
Using the
Example of RN



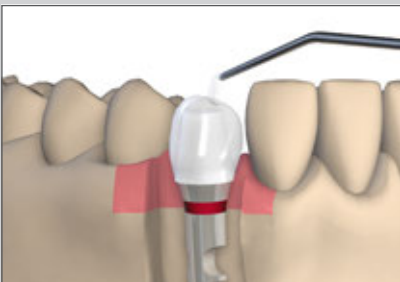
1 Impression taking on implant level



2 Fabricating the master cast



3 Selecting the abutment



4 Fabricating the restoration



5 Placing the restoration

Tissue Level Prosthetics

Tissue Level Single Crown Cement-retained

Straumann®
Dental Implant System
System Overview

NNC



RN



WN



1 Impression Posts/
Impression Caps



048.134



048.862



048.870

2 Implant Analogs



048.127



048.124



048.171

3 Titanium
Abutments

straight



048.598



048.605



048.606

angled



048.621 048.622



048.612/613/617/618*



048.608 048.609

4 Plastic Copings

for straight
abutments



048.256



048.663



048.243

for angled
abutments



048.258



048.676V4



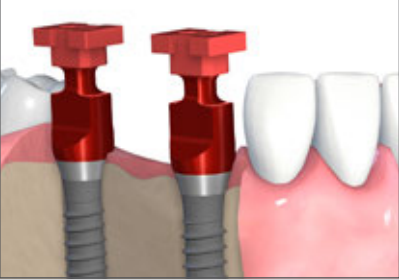
048.678

* Height 5.7 mm, also available in 6.7 mm

Tissue Level Bridge Screw-retained



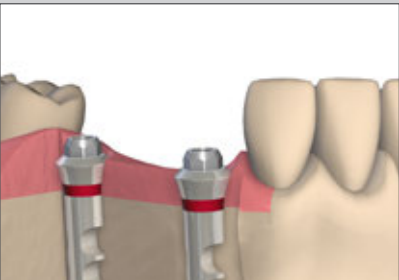
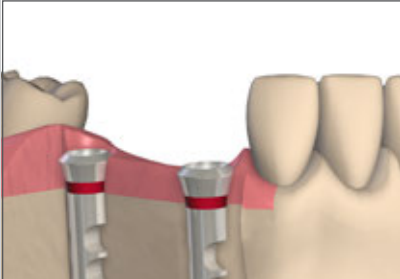
Using the
Example of RN



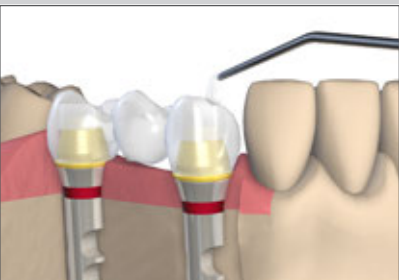
1 Impression taking on implant level



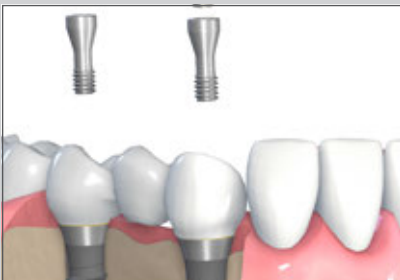
2 Fabricating the master cast



3 Selecting the abutment



4 Fabricating the restoration



5 Placing the restoration

Tissue Level Prosthetics

Tissue Level Bridge Screw-retained

Straumann® Dental Implant System System Overview

NNC



RN



WN



1 Impression Posts/ Impression Caps



048.134



048.862



048.870

2 Implant Analogs



048.127



048.124



048.171

3 Abutments



048.593
incl. screw 048.313



048.601



048.603

4 Copings



048.227
incl. screw
048.350



048.632
incl. screw
048.350



048.666
incl. screw
048.350

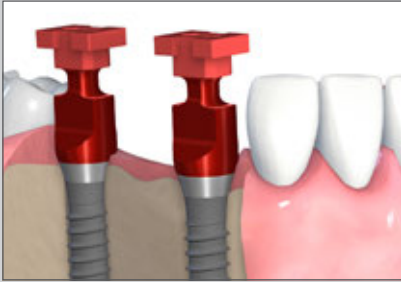


048.638
incl. screw
048.350

Tissue Level Bridge Cement-retained



Using the
Example of RN



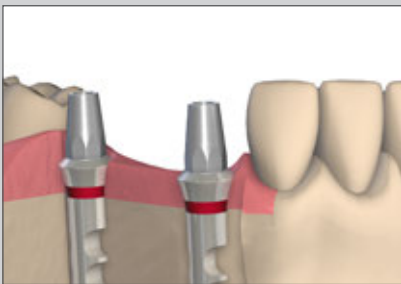
1 Impression taking on implant level



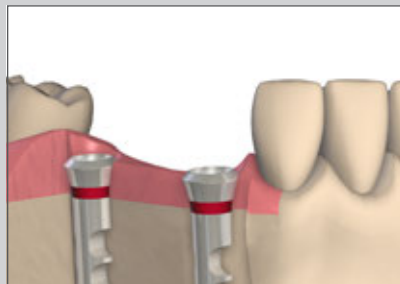
2 Fabricating the master cast



3 Selecting the abutment



4 Fabricating the restoration



5 Placing the restoration

Tissue Level Prosthetics

Tissue Level Bridge Cement-retained

Straumann®
Dental Implant System
System Overview

NNC



RN



WN



1 Impression Posts/
Impression Caps



048.134



048.862



048.870

2 Implant Analogs



048.127



048.124



048.171

3 Titanium
Abutments

straight



048.598



048.605



048.606

angled



048.621 048.622



048.612/613/617/618*



048.608 048.609

4 Plastic Copings

for straight
abutments



048.257



048.662



048.244

for angled
abutments



048.258



048.676V4



048.678

* Height 5.7 mm, also available in 6.7 mm

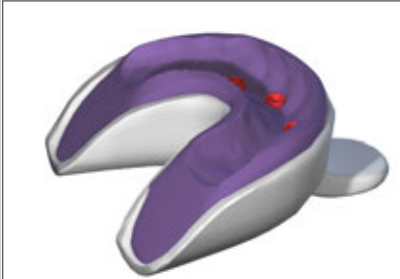
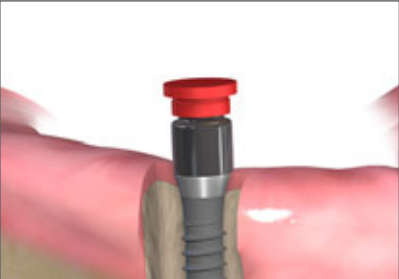
Tissue Level Hybrid Restoration



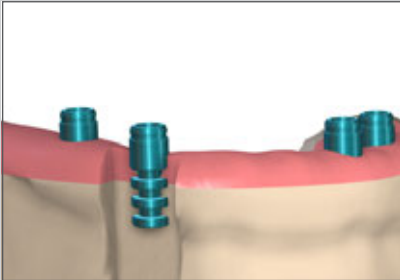
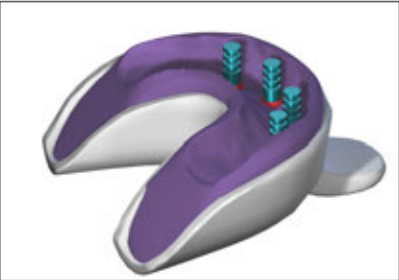
Using the Example of RN



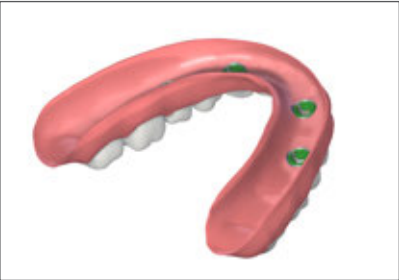
1 Selecting the abutment



2 Impresion taking on abutment level



3 Fabricating the master cast



4 Fabricating the restoration

5 Placing the restoration

Tissue Level Prosthetics

Tissue Level Hybrid Restoration

Straumann®
Dental Implant System
System Overview

NNC



RN



WN



1 Novaloc® Abutments

NNC			RN		WN	
0°	15° type A	15° type B	0°	15°	0°	15°
048.806 – 048.811	048.842 – 048.846	048.847 – 048.851	048.812 – 048.817	048.832 – 048.836	048.818 – 048.823	048.837 – 048.841

2 Forming/Fixing Matrices



2010.722-STM



2010.722-STM



2010.722-STM

3 Analogs (abutment level)



2010.721-STM




2010.721-STM




2010.721-STM

4 Lab sets/matrices



2010.601-STM



2010.601-STM



2010.601-STM

Bone Level – Tissue Level Crown Variobase® Restoration



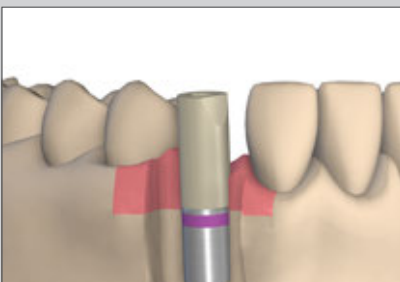
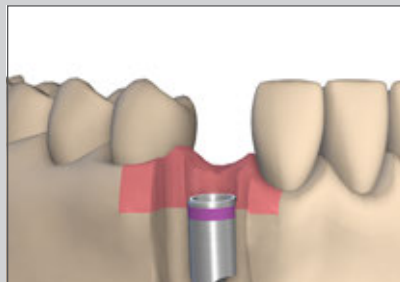
Using the
Example of RC



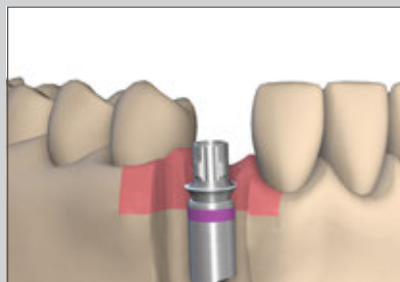
1 Impression taking on implant level



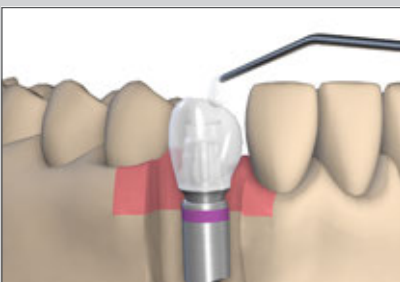
2 Fabricating the master cast



3 Scanning of the model*



4 Selecting the abutment



5 Fabricating the restoration



6 Placing the restoration

Bone Level - Tissue Level Prosthetics

Bone Level – Tissue Level Crown Variobase® Restoration

Straumann®
Dental Implant System
System Overview

SC



NC



RC



NNC



RN



WN



1 Impression Posts



025.0022



025.2202



025.4202



048.128



048.010



048.091

2 Implant Analogs



025.0023



025.2101



025.4101



048.127



048.124



048.171

3 Scanbodies*



025.0025



025.2915



025.4915



048.173



048.168



048.169

4 Variobase® Abutments



022.0038
incl. screw
025.0031



025.2921
incl. screw
025.2900



025.4921
incl. screw
025.4900



048.709
incl. screw
048.313



048.710
incl. screw
048.356



048.711
incl. screw
048.356

4 Burn-out Copings



023.0011



023.2756



023.4759



048.267



048.268



048.269

* optional: for digital workflow only

Bone Level Single Crown Screw-retained



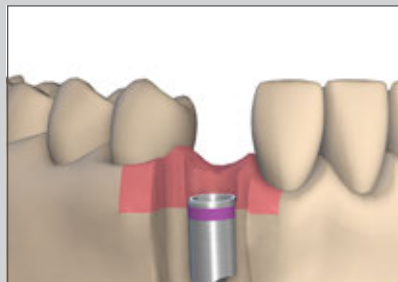
Using the
Example of RC



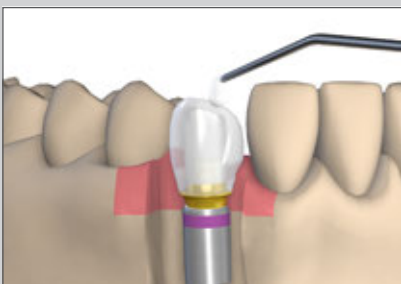
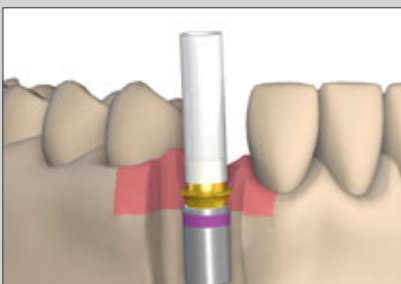
1 Impression taking on implant level



2 Fabricating the master cast



3 Selecting the abutment



4 Fabricating the restoration



5 Placing the restoration

Bone level - Tissue Level Prosthetics

Bone Level Single Crown Screw-retained

Straumann®
Dental Implant System
System Overview

NC



RC



1 Impression Posts



025.2202



025.4202

2 Implant Analogs



025.2101



025.4101

3 Gold Abutments



022.2410
incl. screw 025.2900



022.4410
incl. screw 025.4900

Bone Level Single Crown Cement-retained



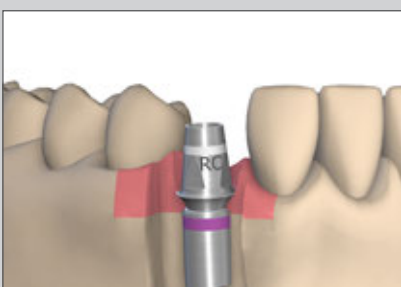
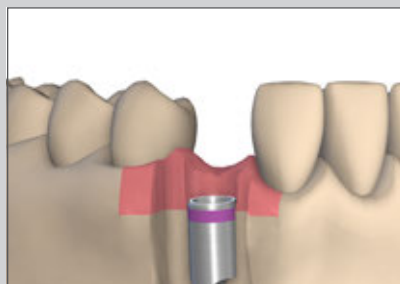
Using the
Example of RC



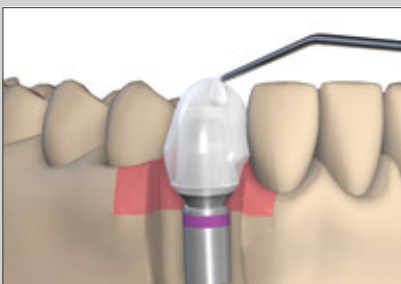
1 Impression taking on implant level



2 Fabricating the master cast



3 Selecting the abutment



4 Fabricating the restoration



5 Placing the restoration

Bone Level Prosthetics

Bone Level Single Crown Cement-retained

Straumann®
Dental Implant System
System Overview

NC



RC



1 Impression Posts



025.2202



025.4202

2 Implant Analogs



025.2101



025.4101

3 Titanium Abutments



022.2311



022.2315



022.4321



022.4325

4 Burn-out Copings



023.2316

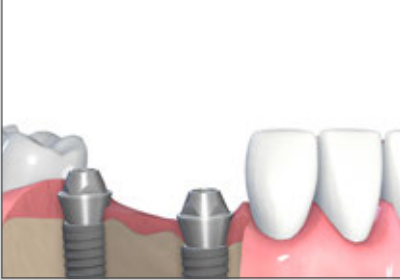


023.4326

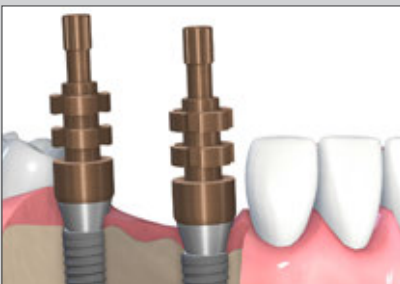
Bone Level Bridge Screw-retained



Using the
Example of RC



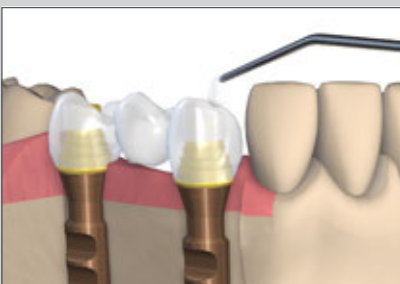
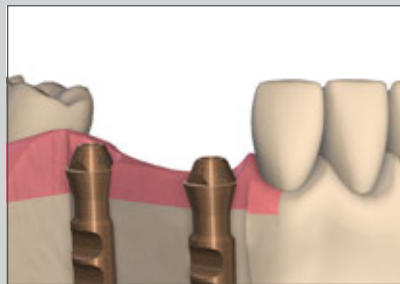
1 Selecting the abutment



2 Impression taking on abutment level



3 Fabricating the master cast



4 Fabricating the restoration



5 Placing the restoration

Bone Level Prosthetics


Bone Level Bridge Screw-retained

Straumann® Dental Implant System System Overview

NC



NC/RC



1 Titanium Abutments

0° | 3.5 mm



022.2746S

0° | 4.6 mm



022.2748S

17° | 4.6 mm



022.2749S

30° | 4.6 mm



022.2751S

0° | 4.6 mm



022.4746S

17° | 4.6 mm



022.4747S

30° | 4.6 mm



022.4749S

2 Impression Posts



025.0011



025.0012

3 Implant Analogs

0° | 3.5 mm



023.2754

0° | 4.6 mm



023.4756

17-30° | 4.6 mm



023.4757

4 Copings

3.5 mm
Titanium



023.2749
incl. screw
023.4763

3.5 mm
Plastic



023.2755
incl. screw
023.4763

3.5 mm
Gold



023.2752
incl. screw
023.4763

3.5 mm
Variobase®



023.0000
incl. screw
023.4763

4.6 mm
Titanium



023.4751
incl. screw
023.4763

4.6 mm
Plastic



023.4758
incl. screw
023.4763

4.6 mm
Gold



023.4754
incl. screw
023.4763

4.6 mm
Variobase®

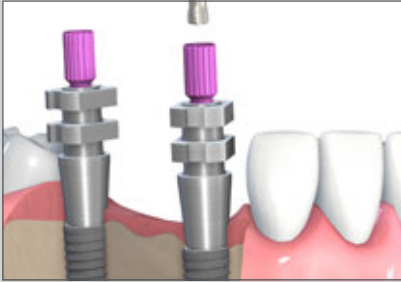


023.0001
incl. screw
023.4763

Bone Level Bridge Cement-retained



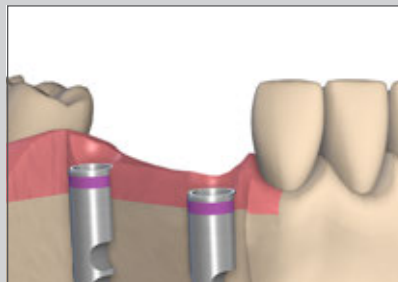
Using the
Example of RC



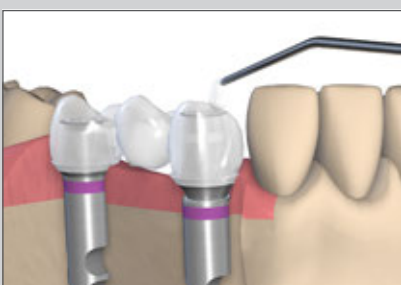
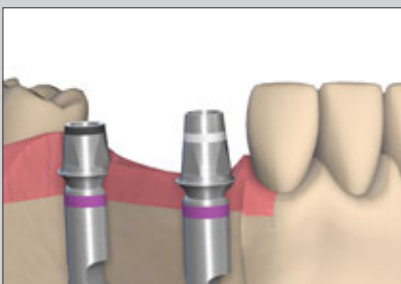
1 Impression taking on implant level



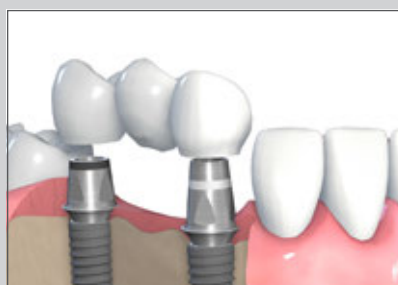
2 Fabricating the master cast



3 Selecting the abutment



4 Fabricating the restoration



5 Placing the restoration

Bone Level Prosthetics

Bone Level Bridge Cement-retained

Straumann®
Dental Implant System
System Overview

NC



RC



1 Impression Posts



025.2202



025.4202

2 Implant Analogs



025.2101



025.4101

3 Titanium Abutments



022.2311



022.2315



022.4321



022.4325

4 Burn-out Copings



023.2310

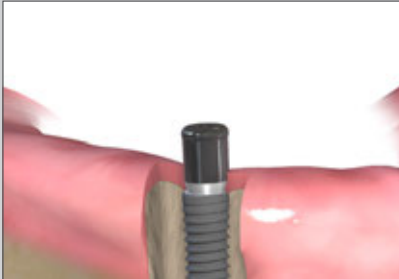


023.4320

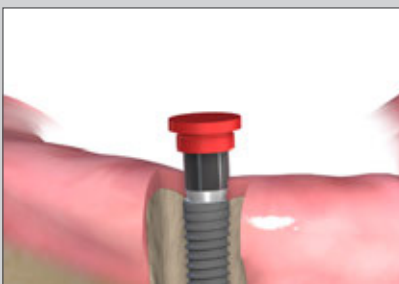
Bone Level Hybrid Restoration



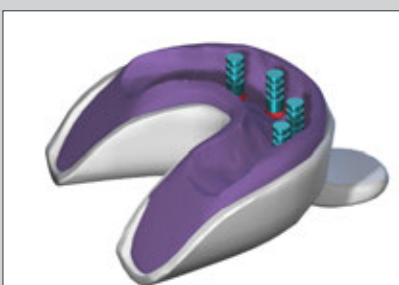
Using the
Example of RC



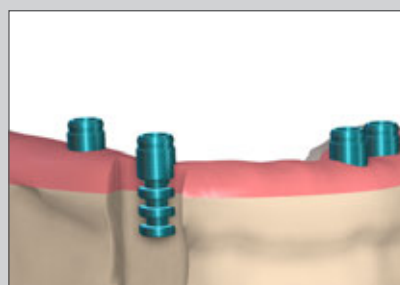
1 Selecting the abutment



2 Impresion taking on abutment level



3 Fabricating the master cast



4 Fabricating the restoration



5 Placing the restoration



Bone Level Prosthetics

Bone Level Hybrid Restoration

Straumann®
Dental Implant System
System Overview

NC



RC



1 Novaloc® Abutments

0°



022.0046 –
022.0051

15° | type A



022.0062 –
022.0066

15° | type B



022.0072 –
022.0076

0°



022.0052 –
022.0057

15° | type A



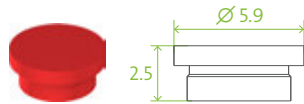
022.0067 –
022.0071

15° | type B

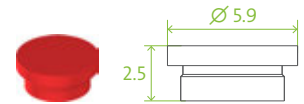


022.077 –
022.081

2 Forming/Fixing Matrices



2010.722-STM



2010.722-STM

3 Analogs (abutment level)




2010.721-STM




2010.721-STM

4 Lab sets/matrices



2010.601-STM



2010.601-STM

International Headquarters

Institut Straumann AG

Peter Merian-Weg 12

CH-4002 Basel, Switzerland

Phone +41 (0)61 965 11 11

Fax +41 (0)61 965 11 01

www.straumann.com

Novaloc® is a registered trademark of Valoc AG, Switzerland.

© Institut Straumann AG, 2017. All rights reserved.

Straumann® and/or other trademarks and logos from Straumann® mentioned herein are the trademarks or registered trademarks of Straumann Holding AG and/or its affiliates.