



Straumann® Original

More than original
components.

The foundation of
genuine quality.





More than lasting quality.
The confidence that comes with peace of mind.

**WHEN YOU CHOOSE STRAUMANN COMPONENTS
YOU RECEIVE A HIGH-PRECISION PRODUCT OF A
SELECTED QUALITY.**

- A perfectly matching system: Design harmony combined with very high manufacturing precision
- Convincing in-vitro study results: Excellent fatigue test performance
- Clinical long-term evidence: Documented constant clinical success
- Continuing trust in Straumann implants: Assured availability of prosthetic components
- Straumann's service excellence: Exceptional service and support including the Straumann Guarantee



**STRAUMANN ORIGINAL COMPONENTS –
DEPENDABLE VALUES THAT KEEP CONVINCING DENTAL PROFESSIONALS WORLDWIDE:**



Prof. Dr. Urs Belser, Chairman
emeritus, Department of Fixed
Prosthodontics and Occlusion
of the University of Geneva
School of Dental Medicine,
Switzerland

« Globally we look back on an almost 40-year clinical success story with Straumann implants and Straumann prosthetic components. The exclusive use of original components has been my choice for the last 25 years, because all patients deserve both uncompromising quality and low risk taking. »

More than high precision.

System design in perfect harmony.

Only Straumann* knows exactly the dimensions, tolerances and material composition of its implants, and can therefore produce optimal design harmony between Straumann implants and their corresponding Straumann prosthetic components.

High-precision manufacturing and an exceedingly thorough inspection process ensure a consistent quality of all original Straumann components.

THE ORIGINAL STRAUMANN IMPLANT-ABUTMENT INTERFACE – REMARKABLE PERMANENCE AND DURABILITY YOU CAN FULLY RELY ON

Features

Benefits

1 Conical screw head ...

... no peak stresses

2 Radial contact surfaces ...


... precise guidance at assembly

3 Tight conical implant-abutment interface ...

... sealed implant-abutment connection


4 Deep implant-abutment engagement ...

... high stability





***COMPATIBLE IS NOT ORIGINAL.**



WHICH ONE DO YOU TRUST IN?



More than a statement.

Proven performance.

The perfect match of Straumann implants and abutments results in an excellent fatigue test performance. In the following studies we will show you the difference between Straumann original components and non-original components in two crucial respects:

- Screw loosening
- Variation in micro mobility

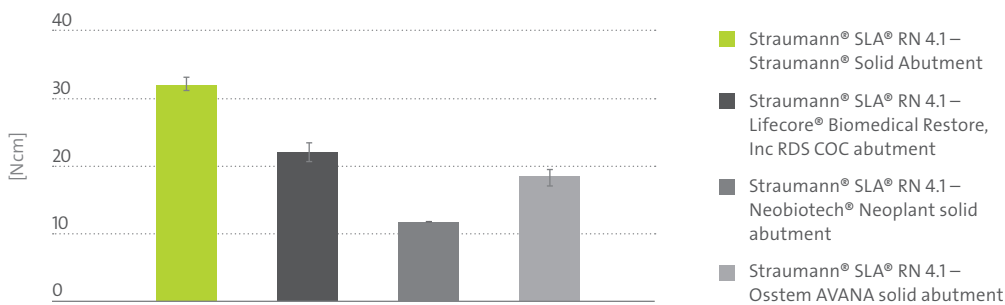


[ORIGINAL QUALITY – THE DIFFERENCE IS OBVIOUS.]

Screw loosening after cyclic loading¹

There is a difference in screw loosening of original versus non-original implant-abutment connections.

Removal torque value after cyclic loading



THE ORIGINAL STRAUMANN ABUTMENT-IMPLANT SYSTEM SHOWS THE SMALLEST EFFECT OF SCREW LOOSENING – REFLECTED BY THE HIGHEST REMOVAL TORQUE² AFTER CYCLIC LOADING.

Test method:

- Abutments were tightened on the implants with 35 Ncm.
- Cyclic loading with 150 N at 30° for 1 million cycles was applied.
- Removal torque values were measured after cyclic loading.



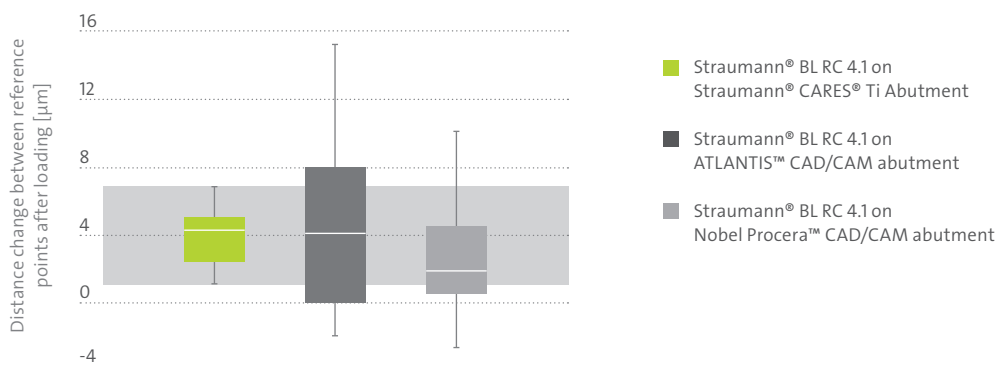
Prof. Seong Joo Heo, Department of Prosthodontics and Dental Research Institute, College of Dentistry, Seoul National University, Seoul, Korea

«Our study shows that the tested original components fit better at the implant-abutment interface than non-original components. The consequence is a reduced risk of screw loosening and of implant-abutment fractures.»

Variation of micro mobility³

There is a difference in variation of micro mobility of original versus non-original implant-abutment connections.

Implant-abutment mobility at 120 N



THE ORIGINAL STRAUMANN IMPLANT-ABUTMENT SYSTEM SHOWS THE SMALLEST VARIATION OF MOBILITY* (SMALLEST BOX PLOTS) – INDICATING THE TIGHTEST TOLERANCE LIMITS OF THE IMPLANT-ABUTMENT INTERFACE.

* The mean implant-abutment mobility was between 2 and 4 µm for all abutment types (not significant for $p = 0.05$).

Test method:

- 2 reference points* were chosen, one at the implant and one at the abutment.
- A load of 120 N was applied with a set up according to ISO 14801.
- The change in distance between the 2 reference points* was measured by optical methods.



Dr. Ludger Keilig, Department of Prosthetic Dentistry, Preclinical Education and Materials Science, Dental School, University of Bonn, Germany

« Our study showed that the use of the original Straumann abutments resulted in a reproducible high stability of the implant-abutment connection compared to the third-party abutments. »

More than a clinically proven system. It's the trust that comes with it.

With an almost 40-year clinical success story, Straumann implants and their corresponding Straumann prosthetic components have proven to stand the test of time – in an impressive and convincing way.



Thanks to consistent evidence-based research, continuous optimizations and our passion for quality, we have made a crucial contribution to making implant dentistry safer.

In the following clinical study by the University of Bern we will show you that Straumann original prosthetic components come with a striking long-term performance.



Ashley Byrne, BSc (hons), RDT,
Byrnes Dental Laboratory,
Managing Director, Oxford, UK

« The quality of the Straumann prosthetics is the reason I have been using them for more than 15 years. I know I can rely on the Straumann products and I can pass on this confidence to our clinicians. »



A 10-year retrospective study on Straumann original prosthetic components⁴

STRAUMANN ORIGINAL⁵ PROSTHETIC COMPONENTS SHOW EXCELLENT LONG-TERM CLINICAL PERFORMANCE.



THE 97% SUCCESS RATE THAT STRAUMANN ORIGINAL PROSTHETIC SECONDARY COMPONENTS SHOW AFTER 10 YEARS UNDERLINES THE EXEMPLARY AT-TRIBUTES OF STRAUMANN COMPONENTS.

Test method:

- 10-year retrospective clinical study to assess the rate of mechanical and technical complications and failures with implant-supported fixed dental prostheses.
- Prosthetic restorations on all 388 surviving Straumann® Tissue Level Implants were assessed. The implants had been restored with original Straumann components⁵ between May 1997 and January 2001 in the University of Bern.



More than availability.

Our commitment to continuity.

With Straumann® Classic we take care of millions of patients worldwide, who have had placed Straumann implants with original Straumann prosthetic components. By making available exactly matching prosthetic components for all our implants from as early as 1974, patients, dentists and dental labs can put aside one considerable source of trouble in repeat restorations.

Initial situation: Occlusal screw fracture of a 24-year old Straumann type-F implant in regio 21. The screw fragment was stuck in the implant thread. The former dentist assumed prosthetic components are not available anymore and solved the case with a clasp prosthesis. The patient was unhappy with this situation and therefore asked for a better solution.



Treatment plan: The screw fragment was removed with support from Straumann. Thanks to the Straumann® Classic program the implant could be provided with the needed prosthetic components.



Final result: The case was restored with a state-of-the-art all-ceramic crown.



Final crown immediately after insertion

Photos by courtesy of: Dr. Dr. Stefan Lienhard, Dr. E. Christian Schmid, and Siegfried Eich (dental technician) and Michael Vielreicher (master dental technician) from Frank Dentaltechnik GmbH

« It became obvious to me how crucial it is to have the right prosthetic components available. In this matter, Straumann clearly convinced me. » Dentist



Dentist Dr. E. Christian Schmid,
Neutraubling/Germany and
Patient

« I'm delighted about the new crown on my implant that I've had for 30 years. Losing my tooth had been so traumatic, I was glad the gap could be closed at all without damaging my healthy teeth. I'm now happier than ever the clinic gave me a Straumann implant. » Patient

1 Kim SK, Koak JY, Heo JS, Taylor TD, Ryoo S, Lee SY: Screw loosening with interchangeable abutments in internally connected implants after cyclic loading. Int J Oral Maxillofac Implants 2012; 27:42-47 **2** Results for Straumann abutments on Straumann implants are statistically different from those with non-original parts. **3** Keilig L, Berg J, Söhnchen P, Kocherovskaya, Bourauel C. Micro-mobility of the implant/abutment interface for original and third-party abutments – a combined experimental and numerical study (Poster EAO 2013, Dublin, ref. no. 346). **4** Wittneben JG, Buser D, Salvi GE, Bürgin W: Complication and failure rates with implant-supported fixed dental prostheses and single crowns: A 10 y retrospective study. Clin Implant Dent Relat Res 2013; (E-pub ahead of print). **5** pers. comm. Dr. Wittneben: For 278 out of the 303 patients 100% original Straumann prosthetic components could be verified, 25 patients could not be reached anymore as dentists were retired. **6** For applicable terms and conditions of the Straumann Guarantee (including the Guarantee territory) please refer to the Guarantee brochure (152.360/en) or visit your local Straumann website. **7** The Online Verification Tool may not be available on all local Straumann websites. You can always access it via the following link: www.straumann.com/en/online-verification-tool

Straumann's service excellence

**WHEN YOU DECIDE TO TRUST STRAUMANN ORIGINAL COMPONENTS,
YOU'LL DECIDE FOR THE EXCEPTIONAL SERVICE AND SUPPORT.**

Benefit from the Straumann Guarantee as we grant you:

- a lifetime guarantee for implants⁶,
- a 10-year guarantee for metal restorations⁶ and
- a 5-year guarantee for ceramic restorations⁶



Easily identify original Straumann components with our:

- Online Verification Tool⁷
- Enlarged logo on our Titanium Abutments
- Seal of quality on all original components packagings

Have all the essential information on Straumann components available with the practical pocket-size implant passport.



AVOID SURPRISES – DEMAND QUALITY: CHOOSE ORIGINAL STRAUMANN COMPONENTS.

International Headquarters

Institut Straumann AG
Peter Merian-Weg 12
CH-4002 Basel, Switzerland
Phone +41 (0)61 965 11 11
Fax +41 (0)61 965 11 01
www.straumann.com

Restore® RDS COC Abutment is a registered trademark of Lifecore Biomedical Inc, USA. Neopant Solid Abutment is a brand of Neobio-tech Co. Ltd., KR. AVANA Solid Abutment is a brand of Osstem Co. Ltd, KR. NobelProcera™ and NobelReplace® are trademarks or registered trademarks of Nobel Biocare, Switzerland. OsseoSpeed™ and Atlantis™ are trademarks of Dentsply IH AB, Sweden or its subsidiaries.

© Institut Straumann AG, 2015. All rights reserved.

Straumann® and/or other trademarks and logos from Straumann® mentioned herein are the trademarks or registered trademarks of Straumann Holding AG and/or its affiliates.